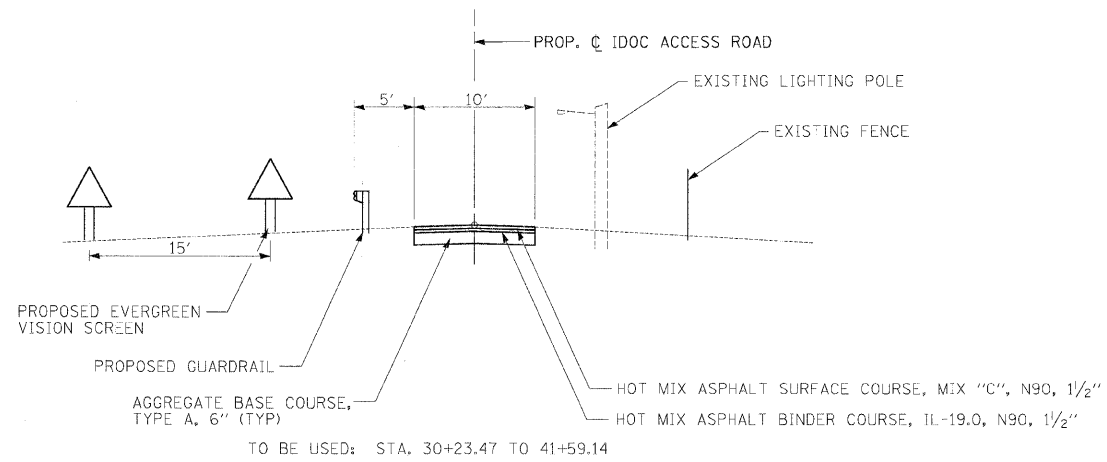


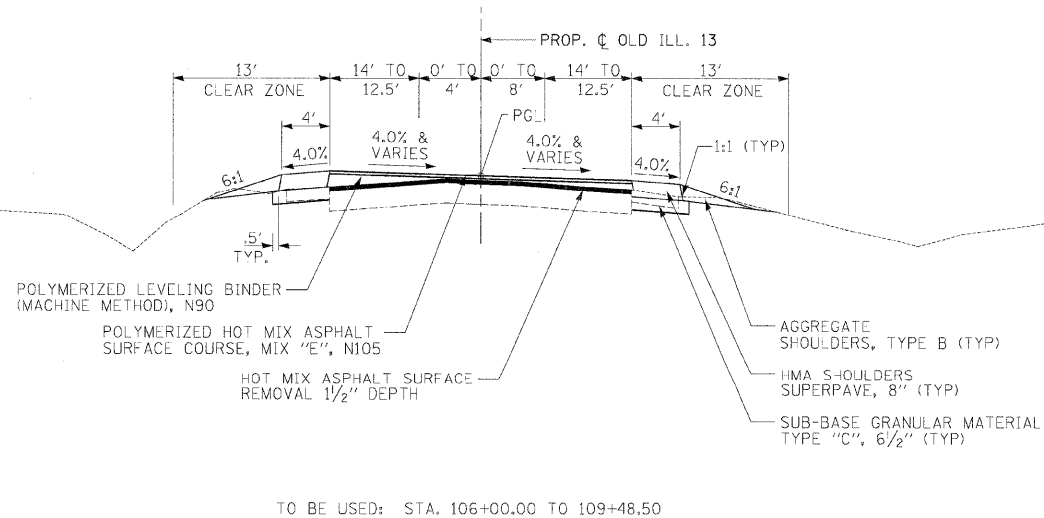
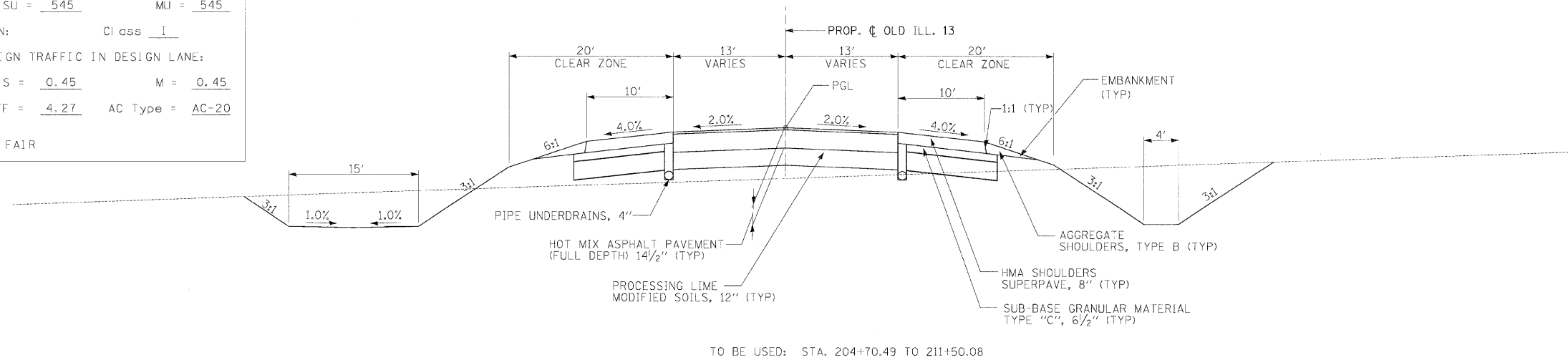
FAP RTE.	SECTION	COUNTY	TOTAL SHEETS	SHEET NO.
331	3-2, 8X-1, 4-2	SALINE	220	19
STA.		TO STA.		
FED. ROAD DIST. NO.		ILLINOIS	FED. AID PROJECT	

TYPICAL SECTION
IDOC ACCESS ROAD



STRUCTURAL DESIGN TRAFFIC:	Year 2022
PV = 25,670	SU = 545 MU = 545
ROAD/STREET CLASSIFICATION:	Class 1
PERCENT OF STRUCTURAL DESIGN TRAFFIC IN DESIGN LANE:	
P = 0.32	S = 0.45 M = 0.45
TRAFFIC FACTOR: Actual TF = 4.27	AC Type = AC-20
SUBGRADE SUPPORT RATING:	FAIR

TYPICAL SECTIONS
OLD ILL. 13



NOTES:
1) THE HOT MIX ASPHALT PAVEMENT (FULL DEPTH) WILL INCLUDE 1.5" SUPERPAVE SURFACE COURSE, MIX E

NOT TO SCALE

CHECKED BY: BW PLOT DATE: 2/2/2009
DRAWN BY: DMS PLOT SCALE: 1/4"=1'-0"

M:\PROJECTS\PROJ355\ROADWAY\COMMON\Reference Files
10-10-2008 10:52:56 AM