



CITY OF URBANA
PUBLIC WORKS
ENGINEERING DIVISION

DRAWN BY: JSC
CHECKED BY: GLJ

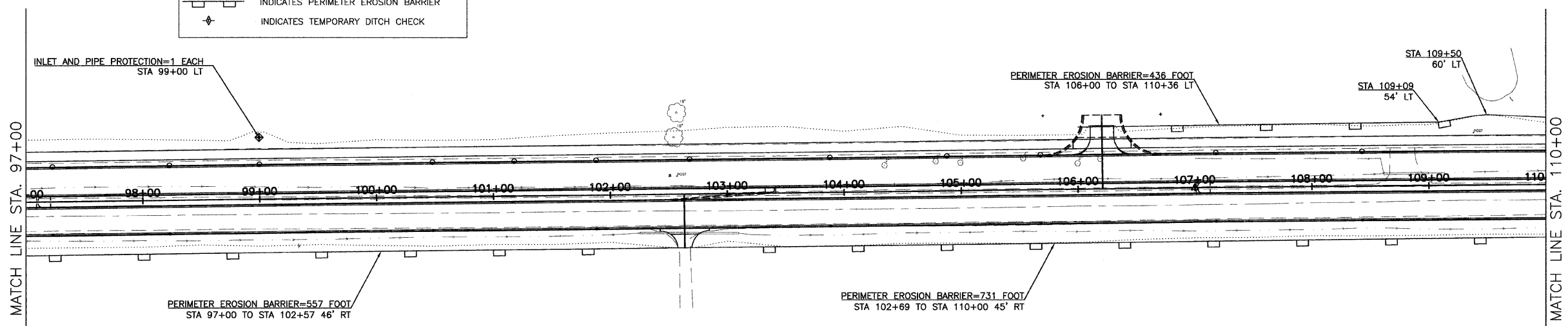
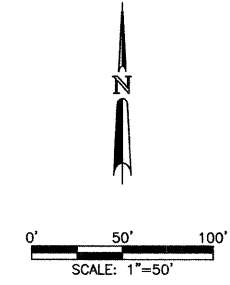
DATED: 1/09
DESIGNED BY: CES
CITY SECTION
00-00361-00-PV

WINDSOR ROAD IMPROVEMENTS
STORM WATER POLLUTION PREVENTION PLAN
STA 97+00 TO 122+00

SHEET NO.
20
OF
145

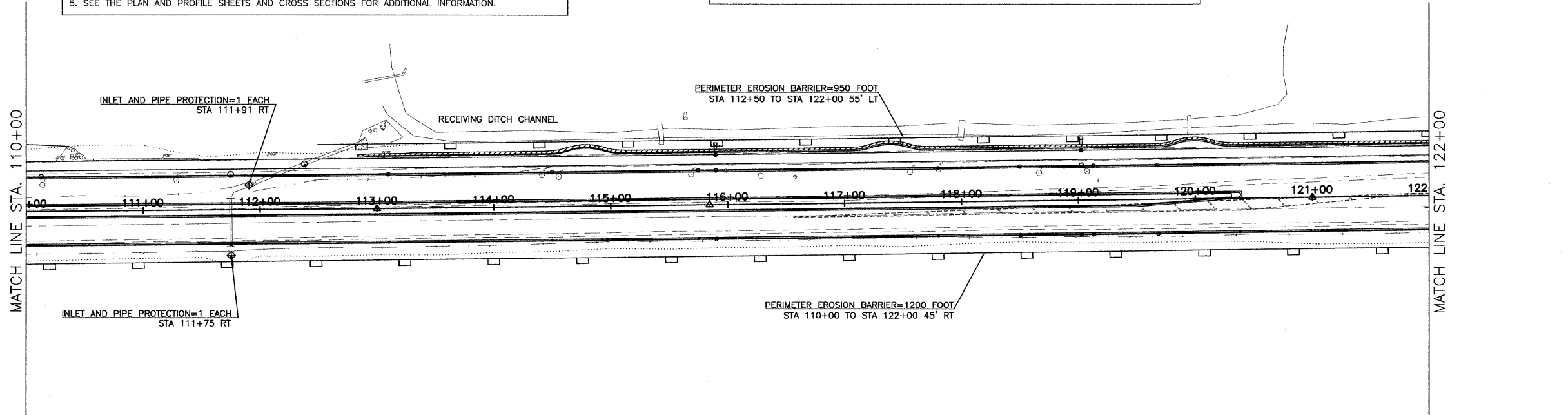
LEGEND

- ◆ INDICATES INLET AND PIPE PROTECTION
- ▬ INDICATES PERIMETER EROSION BARRIER
- ◆ INDICATES TEMPORARY DITCH CHECK



- NOTES**
1. THE TEMPORARY EROSION CONTROL SYSTEMS SHALL BE INSTALLED AND MAINTAINED BY THE CONTRACTOR AT THE LOCATIONS SHOWN ON THE STORM WATER POLLUTION PREVENTION PLAN AND AS DIRECTED BY THE ENGINEER. THE PLACEMENT OF THE TEMPORARY EROSION CONTROL SYSTEMS IS NECESSARY TO SATISFY THE REQUIREMENTS OF THE NPDES PERMIT. THE WORK SHALL BE IN ACCORDANCE WITH THE STANDARD 280001 AND SECTION 280 OF THE STANDARD SPECIFICATIONS.
 2. ADDITIONAL TEMPORARY EROSION CONTROL SYSTEMS MAY BE REQUIRED DURING CONSTRUCTION. THE SYSTEMS SHALL BE PLACED AS DIRECTED BY THE ENGINEER AND SHALL BE PAID FOR IN ACCORDANCE WITH SECTION 280 OF THE STANDARD SPECIFICATIONS.
 3. TEMPORARY SEEDING SHALL BE DONE AS DIRECTED BY THE ENGINEER AND IN ACCORDANCE WITH SECTION 280 OF THE STANDARD SPECIFICATIONS. A QUANTITY FOR TEMPORARY EROSION CONTROL SEEDING EQUAL TO THE PERMANENT SEEDING QUANTITY HAS BEEN ALLOWED FOR THIS PROJECT.
 4. PERMANENT SEEDING, FERTILIZING, MULCHING, OR SODDING OF DISTURBED EARTH AREAS SHALL BE DONE AS SOON AS POSSIBLE AFTER COMPLETION OF EACH STAGE OF THE PROJECT TO EXPEDITE THE ESTABLISHMENT OF VEGETATION. SEE THE QUANTITY SCHEDULES FOR THE LOCATIONS OF AREAS TO BE SEEDED, SODDED, OR MULCHED.
 5. SEE THE PLAN AND PROFILE SHEETS AND CROSS SECTIONS FOR ADDITIONAL INFORMATION.

- EROSION CONTROL SYSTEMS INSTALLATION SEQUENCE**
1. REFER TO THE STAGE CONSTRUCTION AND MAINTENANCE OF TRAFFIC PLAN SHEETS FOR THE DETAILED SEQUENCE OF CONSTRUCTION AND STAGING PLAN.
 2. PLACE THE PERIMETER EROSION BARRIER PRIOR TO STARTING ANY WORK.
 3. INSTALL INLET AND PIPE PROTECTION, INLET FILTERS AND TEMPORARY SEEDING AS SOON AS THE ROUGH GRADING IS COMPLETE OR DRAINAGE STRUCTURES HAVE BEEN CONSTRUCTED.
 4. MAINTAIN ALL EROSION CONTROL SYSTEMS UNTIL SUCH TIME THAT THEY CAN BE REMOVED AS DIRECTED BY THE ENGINEER.
 5. SEED, FERTILIZE, MULCH, AND PLACE SOD AS SOON AS FINAL GRADING AND SHAPING IS COMPLETE.
 6. REMOVE AND CLEANUP ALL REMAINING EROSION CONTROL SYSTEMS AS DIRECTED BY THE ENGINEER.



JAN 07 2009 9:31AM SWPPP STA97+00-122+00.DWG