

**JOINTING NOTES**

ALL EXPOSED JOINT EDGES SHALL BE EDGED WITH AN APPROVED TOOL HAVING A RADIUS OF 1/4" OR STONED TO PRODUCE THE 1/8" CHAMFER.

ALL LONGITUDINAL AND TRANSVERSE CONTRACTION AND CONSTRUCTION JOINTS SHALL BE SAWED.

ALL TIE-BARS SHALL BE SECURELY HELD IN PLACE BY SUPPORT PINS OR OTHER METHODS TO PREVENT SHIFTING DURING AND AFTER CONCRETE PLACEMENT. SUPPORT PINS SHALL BE OF SUFFICIENT LENGTH TO PENETRATE AT LEAST 6" INTO THE SUBGRADE.

ALL TIE-BARS SHALL BE PLACED AT A POINT NOT EXCEEDING 15" OR CLOSER THAN 6" FROM A TRANSVERSE, CONTRACTION, EXPANSION, OR CONSTRUCTION JOINT AND SPACED 30" ON CENTERS AND SHALL BE NO. 5 DEFORMED BARS, 30" IN LENGTH.

ALLOWABLE TOLERANCES FOR GROOVE DEPTH WILL BE +1/8" FOR CONSTRUCTION JOINTS AND +1/4" FOR CONTRACTION JOINTS.

THE COST FOR THE TIE-BARS, SAWING AND SEALING SHALL BE INCLUDED IN THE COST OF THE P.C.C. PAVEMENT.

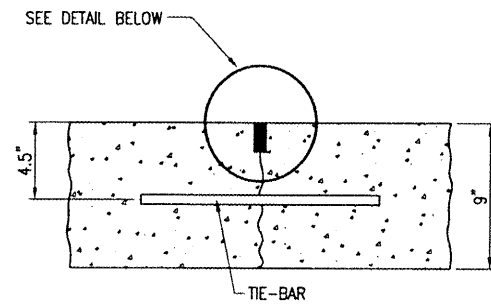
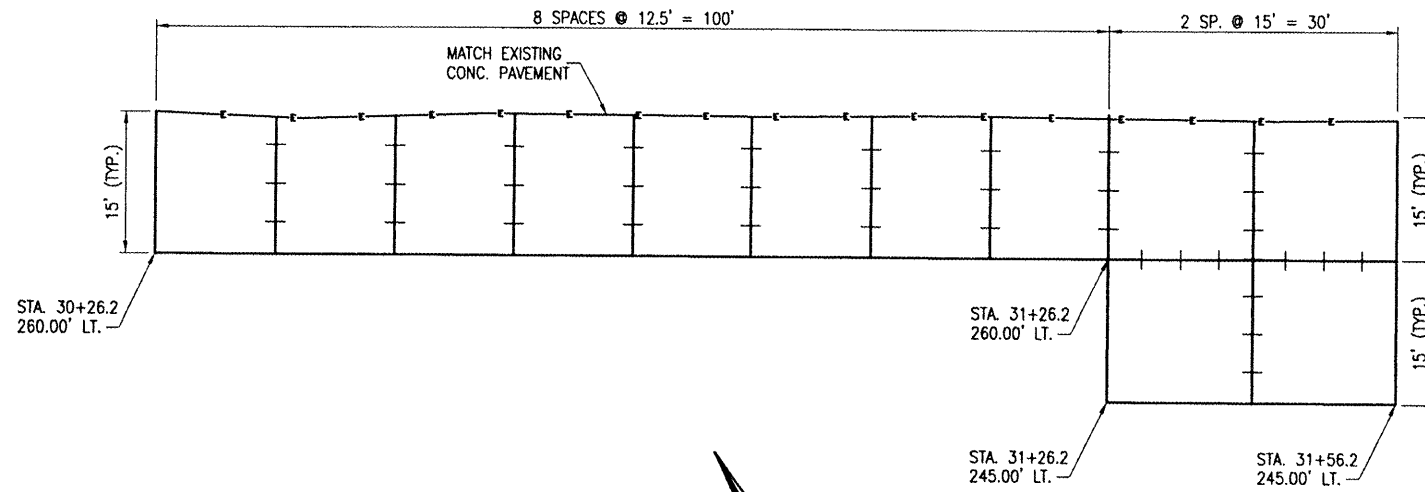
PRIOR TO PLACING ADJACENT PAVEMENT SECTIONS, THE VERTICAL EDGE SHALL BE CHECKED FOR TRUENESS IF THE FACE IS BURRED OR IRREGULAR. THE CONTRACTOR SHALL GRIND, STONE OR SAW THE FACE A MINIMUM OF 2" IN DEPTH TO PRODUCE A SMOOTH AND STRAIGHT EDGE.

WHEN CONSTRUCTING "FILL-IN" PAVEMENT LANES THE CONTRACTOR SHALL USE BELTING OR OTHER PROTECTIVE MATERIAL FOR THE PAVING MACHINE TO TRAVEL ON AND WILL ROPE THE TRANSVERSE JOINTS.

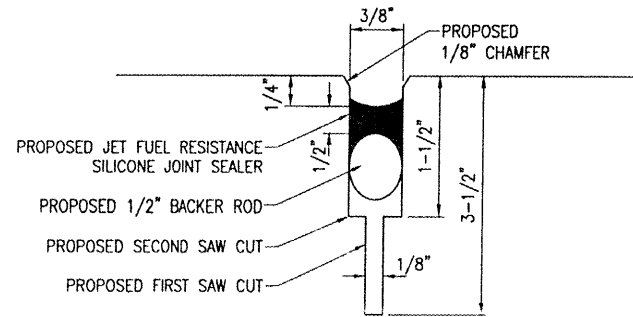
JOINT SEALANT SHALL BE AS SPECIFIED IN THE SPECIAL PROVISIONS ITEM 501-2.5.

CURING COMPOUND WILL BE AS SPECIFIED IN THE SPECIFICATIONS, ITEM 501-3.17 AND SHALL BE APPROVED PRIOR TO THE PAVING OPERATION BY THE ENGINEER.

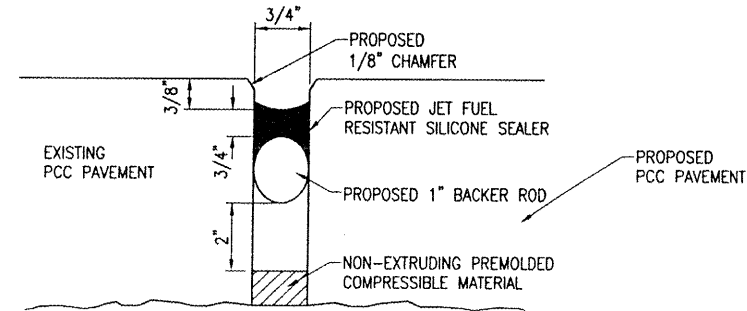
ALL NON-ALIGNED EDGES WILL BE SAWED FULL DEPTH.



TYPE G HINGED  
**CONSTRUCTION/CONTRACTION JOINTS**



**CONSTRUCTION/CONTRACTION DETAIL**  
"NOT TO SCALE"



**EXPANSION JOINT DETAIL**  
"NOT TO SCALE"

- LEGEND**
- EXISTING PAVEMENT
  - E — PROPOSED EXPANSION JOINT
  - + + — PROPOSED CONSTRUCTION/CONTRACTION JOINT

| DATE | REVISION | BY |
|------|----------|----|
|      |          |    |
|      |          |    |
|      |          |    |

COLES COUNTY AIRPORT  
  
 A.I.P. PROJ.: 3-17-0066-B23  
 I.L. PROJ.: MTO-3856

|                           |                |               |
|---------------------------|----------------|---------------|
| Project No. 08A01980_0800 | Scale 03/13/09 | DATE 03/13/09 |
| File Name: R-521CON.DWG   | SCALE          | DATE          |
| LAYOUT                    | MDR            | 03/11/09      |
| DRAWN                     | MDR            | 03/11/09      |
| REVIEWED                  | CAH            | 03/13/09      |

**HANSON**  
  
 Hanson Professional Services Inc.  
 1525 South Sixth Street  
 Springfield, Illinois 62703-2888  
 Offices Nationwide

REHABILITATE  
 CENTER APRON  
 PROPOSED  
 PCC PAVEMENT  
 PLAN