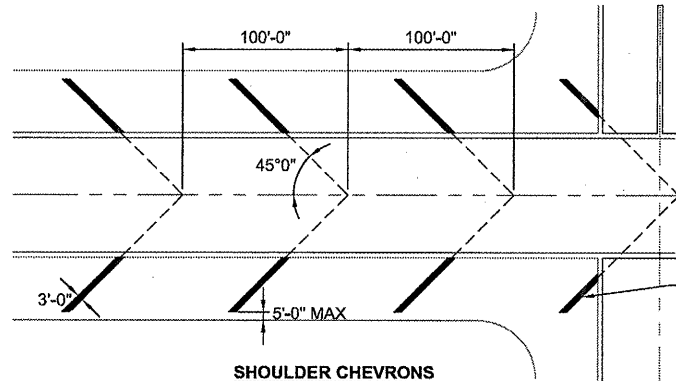
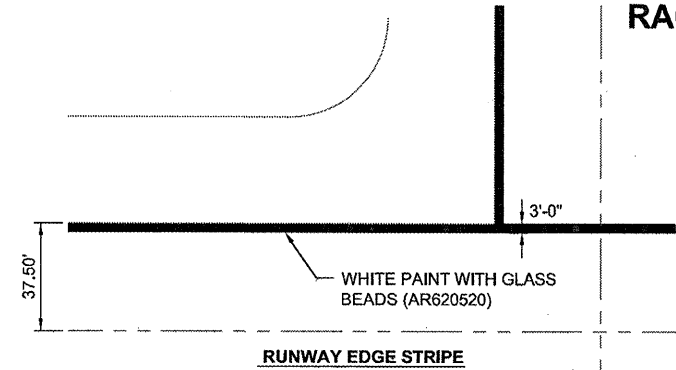


RA013

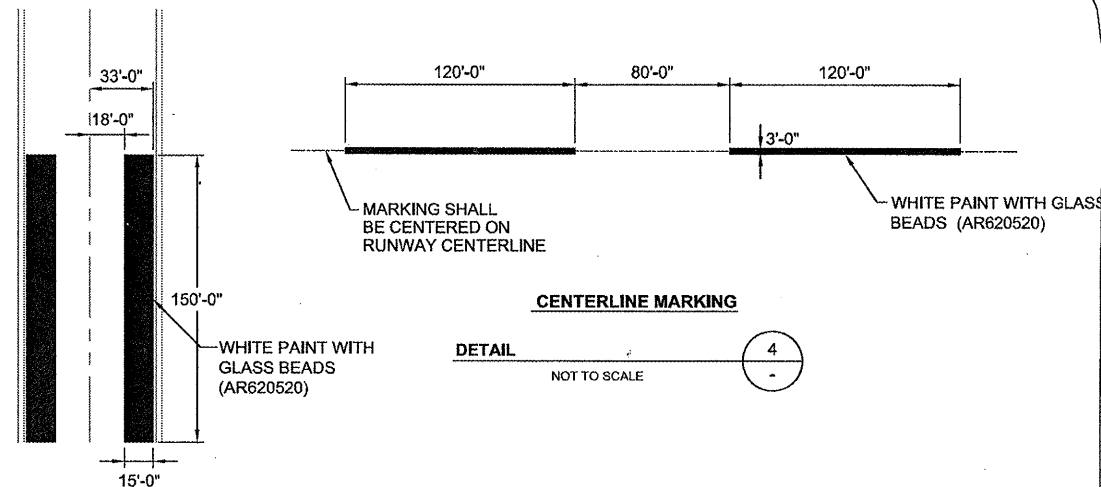
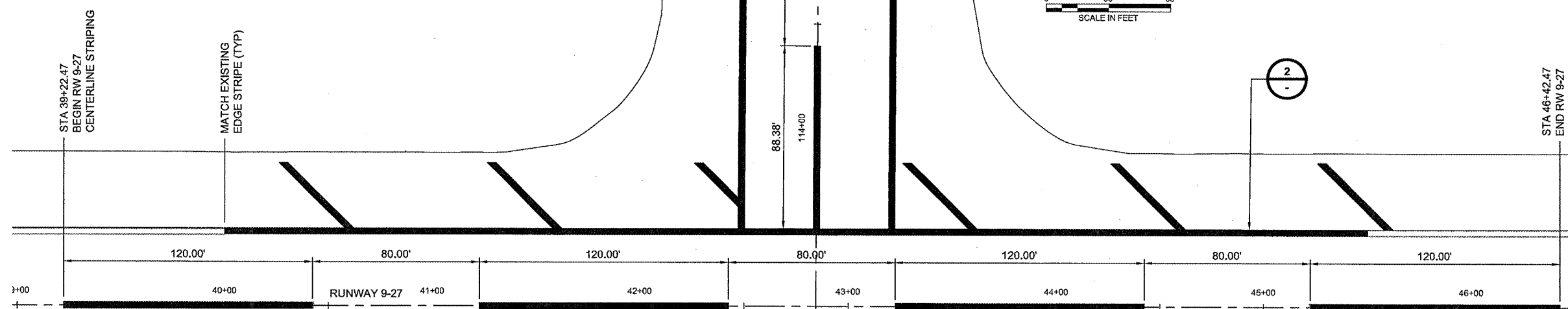
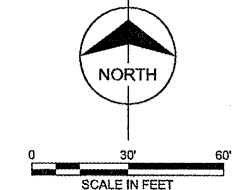
no.	date	by	ckd	description
0	03/05/09	REL	BJQ	ISSUED FOR BID



SHOULDER CHEVRONS
 DETAIL 1
 NOT TO SCALE



RUNWAY EDGE STRIPE
 DETAIL 2
 NOT TO SCALE



CENTERLINE MARKING
 DETAIL 4
 NOT TO SCALE

RUNWAY AIMING POINT MARKINGS
 DETAIL 3
 NOT TO SCALE

STA 111+68.49
 END RW 18-36
 AIMING POINT MARKING

NOTES:

1. PAVEMENT MARKING SHALL BE PLACED AFTER ALL NEW PAVEMENT HAS BEEN ACCEPTED.
2. EXISTING PAVEMENT MARKING SHALL BE REMOVED PRIOR TO THE PLACEMENT OF NEW MARKINGS PER THE REQUIREMENTS OF SPECIFICATION 620.
3. SUCCESSIVE APPLICATIONS ON RUNWAY 9-27 POROUS FRICTION COURSE SURFACE SHALL BE APPLIED FROM OPPOSITE DIRECTIONS IN ACCORDANCE WITH ITEM 620.

STA 110+38.71
 BEGIN RW 18-36
 CENTERLINE STRIPING

STA 111+68.49
 BEGIN RW 18-36
 AIMING POINT MARKING



date	06/11/2008	detailed	R. LEE
designed	R. LEE	checked	B. QUINLAN



RANTOUL NATIONAL AVIATION CENTER
 PAVEMENT MARKING PLAN
 AND DETAILS

project	49089	contract	CONTRACT
drawing	C501	rev.	0
sheet	10	of	19 sheets
file	49089C501.DWG		

Scale For Microfilming
 Millimeters
 Inches

COPYRIGHT © 2008 BURNS & MCDONNELL ENGINEERING COMPANY, INC.