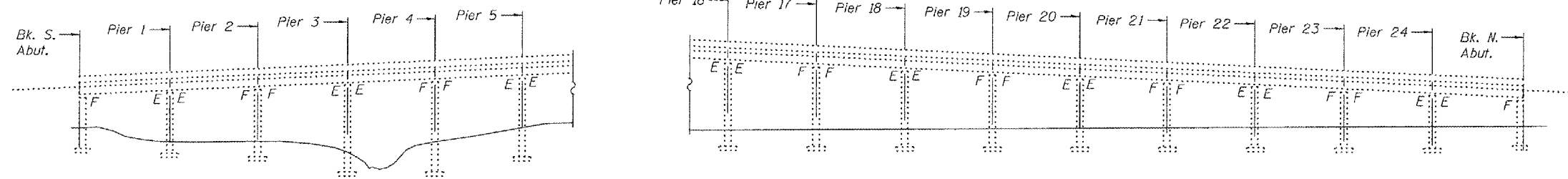
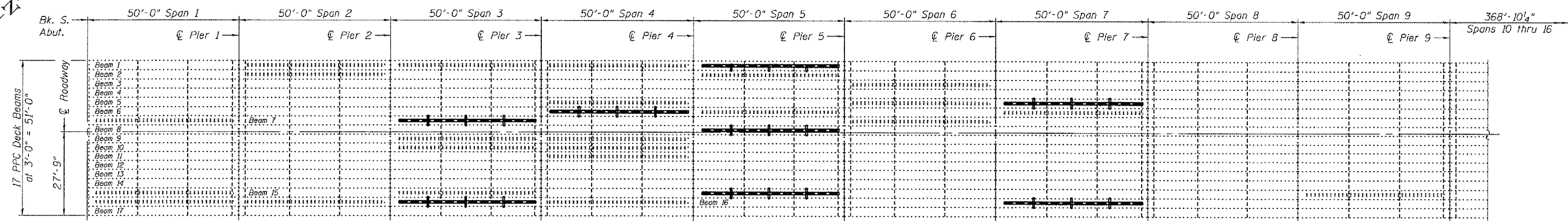


STATE OF ILLINOIS
DEPARTMENT OF TRANSPORTATION

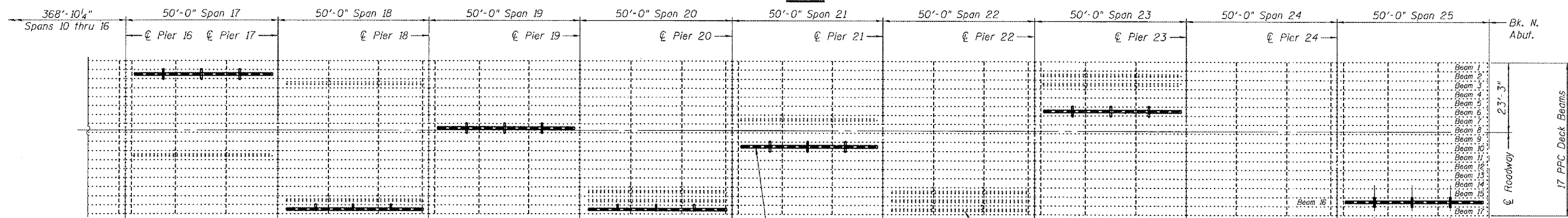
ROUTE NO.	SECTION	COUNTY	SHEET NO.	SHEET	SHEET NO. 1 2 SHEETS
		Cook	5	4	
FED. ROAD DIST. NO. 7		ILLINOIS		FED. AID PROJECT	
Contract Number: 60D44					



ELEVATION



PLAN



PLAN

**Contractor is to verify beam length prior to ordering material. Other sections meeting the section modulus requirements shown may be allowed subject to approval by the Bureau of Bridges and Structures. Maximum Girder depth = ".

* Transverse tie I's (3 per span). Place additional shims at midpoints between tie I's. Securely weld shims to top flange of support beam. Minimum shim size is 6" x flange width.

**W27x114 Typical support beam (Min. Sx = 299 in³)

Existing W27x94 support beam

*Typ. Transverse Tie I Spacing

GENERAL NOTES

All structural steel shall conform to AASHTO Classification M-270 Gr. 36, unless otherwise noted.

Plan dimensions and details relative to existing plans are subject to routine variations. The Contractor shall field verify existing dimensions and details affecting new construction and make necessary approved adjustments prior to construction or ordering of materials. Such variations shall not be cause for additional compensation for a change in scope of the work, however, the Contractor will be paid for the quantity actually furnished based upon the unit price bid for the work.

The contractor is advised that the existing PPC Deck Beams are in a deteriorated condition with reduced load carrying capacity. It is the contractor's responsibility to account for the condition of the beams when developing construction procedures.

See Section 584 of the Standard Specifications for Epoxy Grouting of Threaded Rods; Minimum embedment 9".

All structural steel shall be shop painted with the inorganic zinc rich primer per AASHTO M300, Type 1. No Field Painting required. Cost included with Furnishing and Erecting Structural Steel.


If the contractor's procedure for placement of beams involves placement of cranes or other heavy equipment on the bridge, a detailed procedure shall be submitted to the Engineer for approval. The procedure shall include calculations, prepared and sealed by an Illinois Licensed Structural Engineer, verifying that the equipment and procedure used will not overstress the existing beams. To distribute load to multiple beams and protect the existing surface, in all cases a double layer mat of heavy timbers shall be used at all times under crane tracks or wheels and any outriggers in the down position. If necessary, shims shall be used under the crane mat to ensure uniform contact with the underlying beams.

The cost of epoxy grouting threaded rods on the pier cap, footings and beams shall be included with Furnishing and Erecting Structural Steel.

The cost of excavation required to set piles on footings shall be included with Furnishing and Erecting Structural Steel.

TOTAL BILL OF MATERIAL

ITEM	UNIT	QUANTITY
Furnishing and Erecting Structural Steel	Pound	108,850



Expires: November 30, 2008

DESIGNED	Adrian T. Valloway	March 5, 2008
CHECKED	Victor H. Veliz	EXAMINED
DRAWN	ATH	PASSED
CHECKED	ATH	VHV

PLAN AND ELEVATION
F.A.U. RT. 3578
COOK COUNTY
SN 016-0463