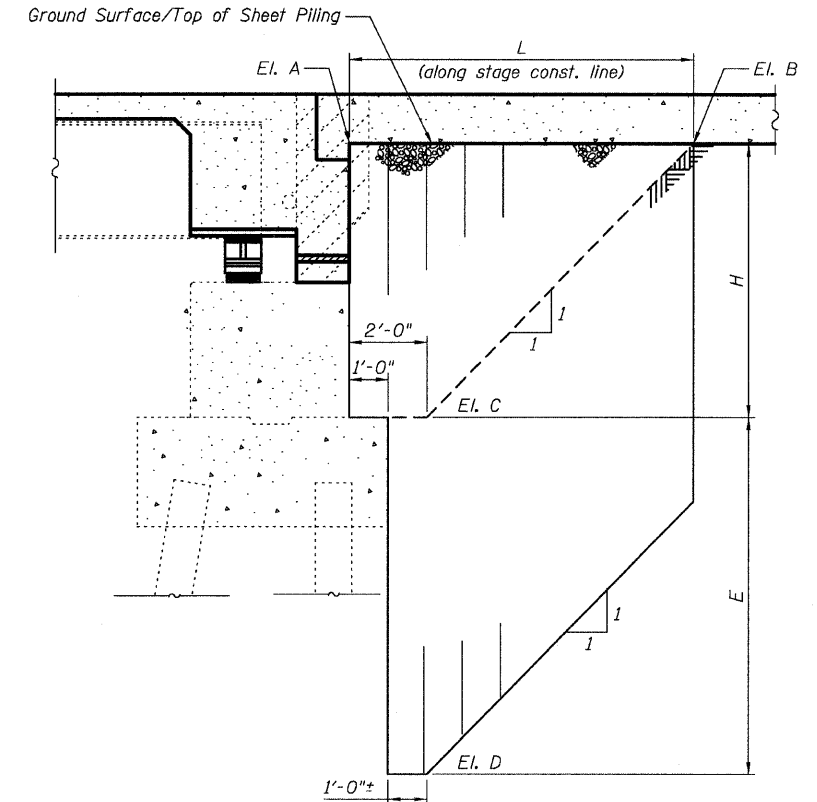
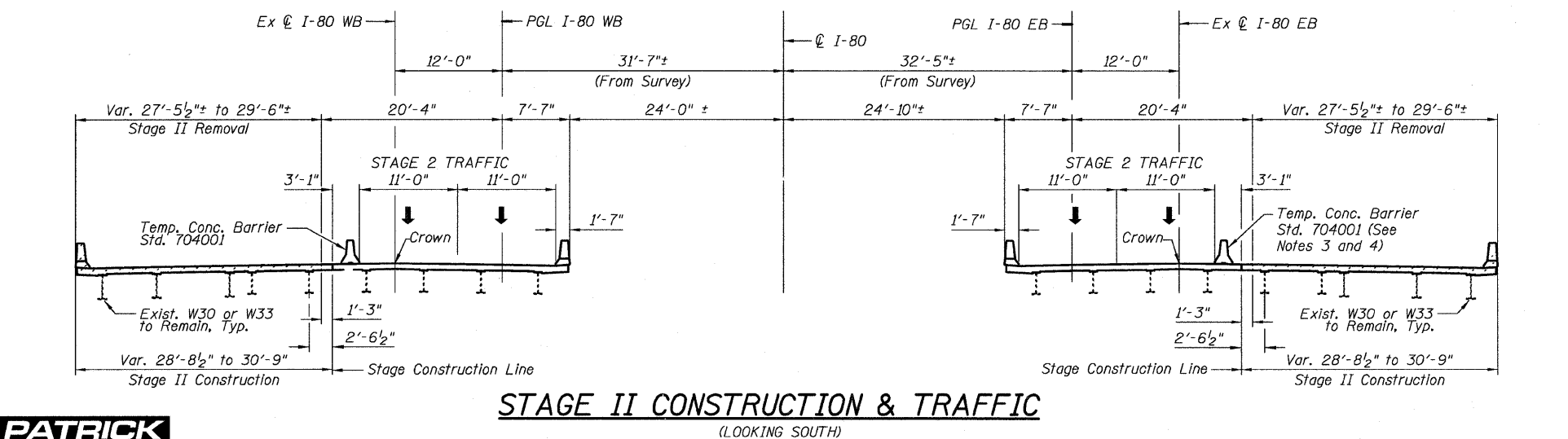
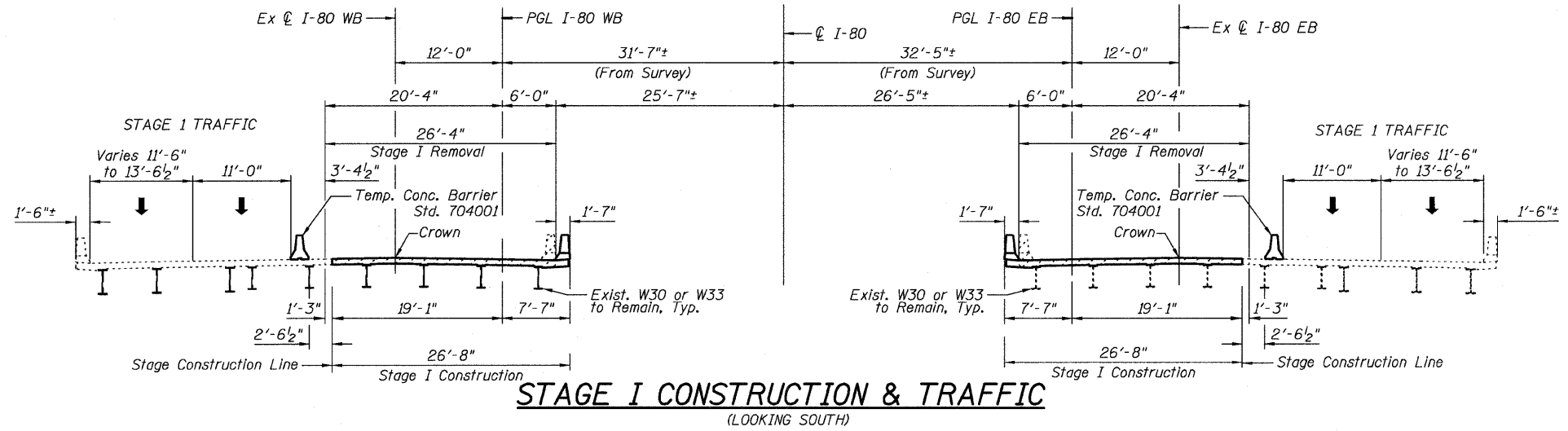
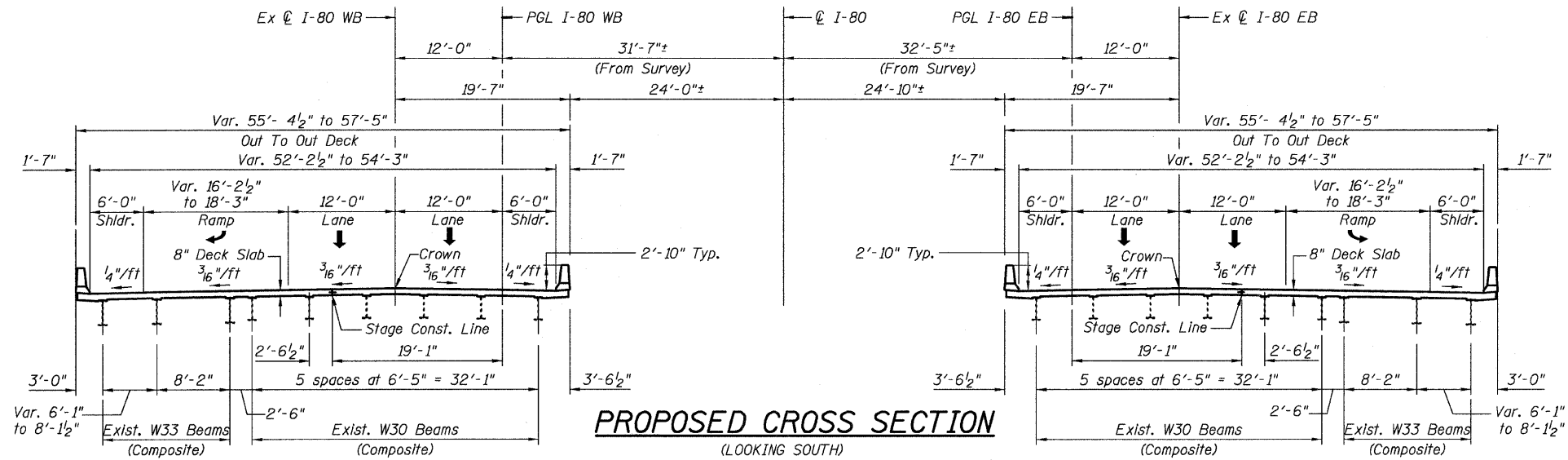


STATE OF ILLINOIS  
DEPARTMENT OF TRANSPORTATION

Sheet S3 of S25

F.A.I. RTE.	SECTION	COUNTY	TOTAL SHEETS	SHEET NO.
80	81-IHBY-D	ROCK ISLAND	120	32
FED. ROAD DIST. NO. 2			ILLINOIS FED. AID PROJECT	

Contract # 64C74



**ELEVATION TEMPORARY SHEET PILING**

Abutment	El. A	El. B	El. C	El. D	L	H	E	Smin
A	612.96	613.22	606.76	596.09	8'-10"	6'-2"	10'-8"	4.46
B	607.09	606.86	601.14	590.81	8'-1"	5'-11"	10'-4"	4.09
C	612.10	612.33	606.76	597.26	7'-11"	5'-4"	9'-6"	3.18
D	606.23	606.02	601.14	591.97	7'-2"	5'-1"	9'-2"	2.81

Smin = Minimum Section Modulus Required (in<sup>3</sup>/ft)

Notes:

- If Contractor chooses to alter the temporary cantilevered sheet piling design requirements shown on the plans, a design submittal including plan details and calculations will be required for review and acceptance by the Engineer.
- The Contractor shall connect the first sheet to the existing abutment wall to ensure stability of sheets driven to the top of existing footing. The connection shall be reviewed and accepted by the Engineer and included in the cost for Temporary Sheet Piling.
- For details of Temporary Concrete Barrier, see sheet S19 of S25.
- For quantity of Temporary Concrete Barrier, see roadway plans.

**BILL OF MATERIAL**  
(For 4 Approach Pavements.)

Item	Unit	Quantity
Temporary Sheet Piling	Sq. Ft.	392

ILLINOIS DEPARTMENT OF TRANSPORTATION  
**CONSTRUCTION STAGING**

INTERSTATE 80 OVER INTERSTATE 88  
F.A.I. ROUTE 80 - SECTION 81-IHBY-D  
ROCK ISLAND COUNTY  
STATION 217+81.50  
EB S.N. 081-0012 & WB 081-0013

DATE: FEBRUARY 27, 2008  
DRAWN BY: A. Yargloogu  
CHECKED BY: A. Durbak

FILES & STAGES

**PATRICK**  
ENGINEERING INC.  
LISLE, ILLINOIS