



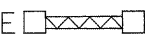


| F.A.I. RTE. | SECTION | COUNTY | TOTAL SHEETS | SHEET NO. |
|-----------------------|-----------|-------------|------------------|-----------|
| 80 | 81-1HBY-D | ROCK ISLAND | 120 | 54A |
| STA. | | TO STA. | | |
| FED. ROAD DIST. NO. 2 | | ILLINOIS | FED. AID PROJECT | |

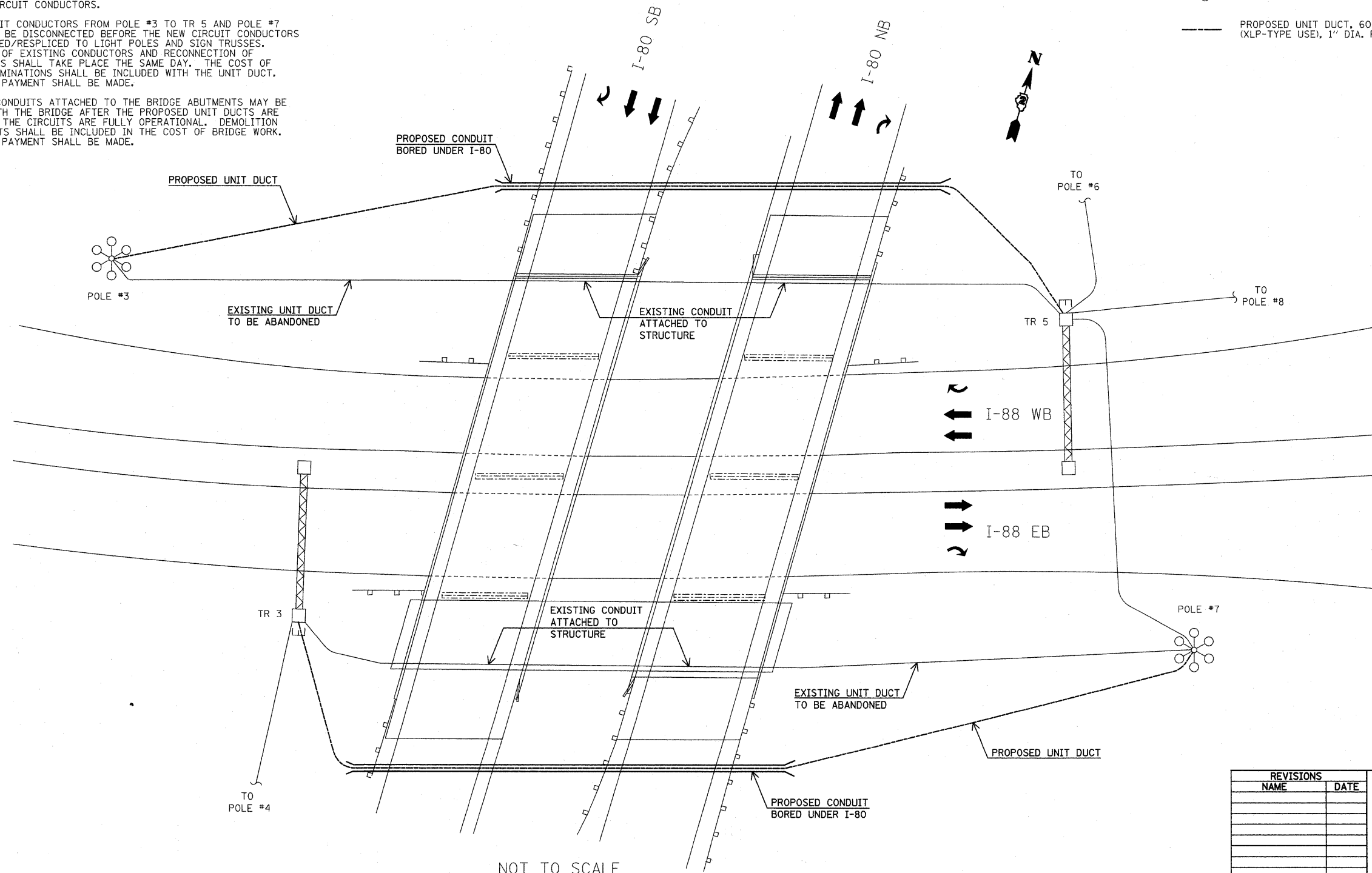
GENERAL NOTES

1. THIS RELOCATION WORK OF THE LIGHTING CIRCUIT CONDUCTORS SHALL BE COMPLETED PRIOR TO DEMOLITION OF THE BRIDGE. CONTRACTOR SHALL BE RESPONSIBLE FOR MAINTAINING THE LIGHTING CIRCUITS AND ENSURING FUNCTIONALITY DURING NIGHT-TIME HOURS.
2. PROPOSED CONDUIT SHALL BE DIRECTIONAL BORED UNDER I-80 AT THE INFIELDS, WITH 10 FT. MINIMUM HORIZONTAL CLEARANCE FROM THE BRIDGE STRUCTURE. DEPTH OF CONDUIT UNDER I-80 TOP OF PAVEMENT SHALL BE 20 FT. MINIMUM.
3. THE COST OF DIRECTIONAL BORING A CONDUIT SLEEVE UNDER I-80, FOR THE UNIT DUCT TO BE PULLED THROUGH, SHALL BE PAID FOR AS "CONDUIT, BORED AND PULLED, COILABLE NON-METALLIC CONDUIT, 2" ". NO ADDITIONAL PAYMENT SHALL BE MADE.
4. PROPOSED UNIT DUCT SHALL BE INSTALLED PRIOR TO DISCONNECTION OF EXISTING CIRCUIT CONDUCTORS.
5. EXISTING CIRCUIT CONDUCTORS FROM POLE #3 TO TR 5 AND POLE #7 TO TR 3 SHALL BE DISCONNECTED BEFORE THE NEW CIRCUIT CONDUCTORS ARE RECONNECTED/RESPLICED TO LIGHT POLES AND SIGN TRUSSES. DISCONNECTION OF EXISTING CONDUCTORS AND RECONNECTION OF NEW CONDUCTORS SHALL TAKE PLACE THE SAME DAY. THE COST OF CONDUCTOR TERMINATIONS SHALL BE INCLUDED WITH THE UNIT DUCT. NO ADDITIONAL PAYMENT SHALL BE MADE.
6. THE EXISTING CONDUITS ATTACHED TO THE BRIDGE ABUTMENTS MAY BE DEMOLISHED WITH THE BRIDGE AFTER THE PROPOSED UNIT DUCTS ARE INSTALLED AND THE CIRCUITS ARE FULLY OPERATIONAL. DEMOLITION OF THE CONDUITS SHALL BE INCLUDED IN THE COST OF BRIDGE WORK. NO ADDITIONAL PAYMENT SHALL BE MADE.

| CODE NUMBER | DESCRIPTION | UNITS | QUANTITY |
|-------------|--|-------|----------|
| 81028060 | CONDUIT, BORED AND PULLED, COILABLE NON-METALLIC CONDUIT, 2" | FOOT | 400 |
| 81603035 | UNIT DUCT, 600V, 2-1/C NO.6, 1/C NO.6 GROUND, (XLP-TYPE USE), 1" DIA. POLYETHYLENE | FOOT | 1220 |
| 81900200 | TRENCH AND BACKFILL FOR ELECTRICAL WORK | FOOT | 800 |

LEGEND

-  EXISTING GUARD RAIL
-  EXISTING UNDERGROUND AND ATTACHED TO STRUCTURE CABLE
-  EXISTING OVERHEAD SIGN TRUSS
-  EXISTING HIGH MAST LIGHT POLE, 110 FT. M.H., WITH 6 - 400 WATT H.P.S. LUMINAIRES
-  PROPOSED UNIT DUCT, 600V, 2-1/C NO.6, 1/C NO.6 GROUND, (XLP-TYPE USE), 1" DIA. POLYETHYLENE



NOT TO SCALE

| REVISIONS | |
|-----------|------|
| NAME | DATE |
| | |
| | |
| | |
| | |
| | |
| | |
| | |
| | |
| | |
| | |

ILLINOIS DEPARTMENT OF TRANSPORTATION
**ELECTRICAL WIRING
 RELOCATION PLAN**
 FAI ROUTE 80
 SECTION 81-1HBY-D
 ROCK ISLAND COUNTY

SCALE: VERT. _____
 HORIZ. _____
 DATE _____

DRAWN BY _____
 CHECKED BY _____