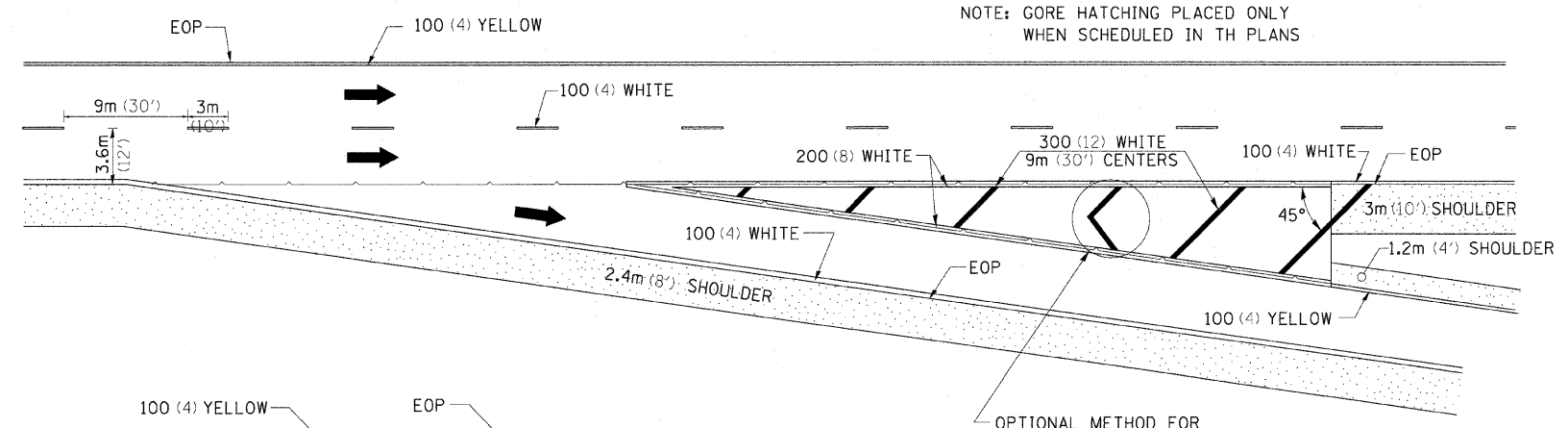
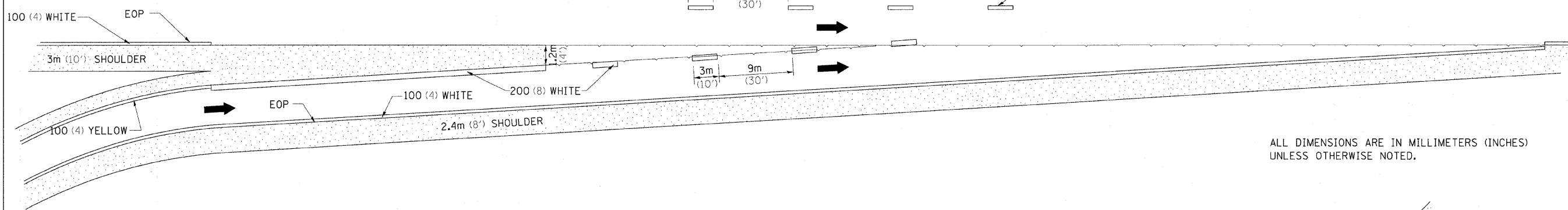


# PAINTING DETAILS

## EXIT RAMP

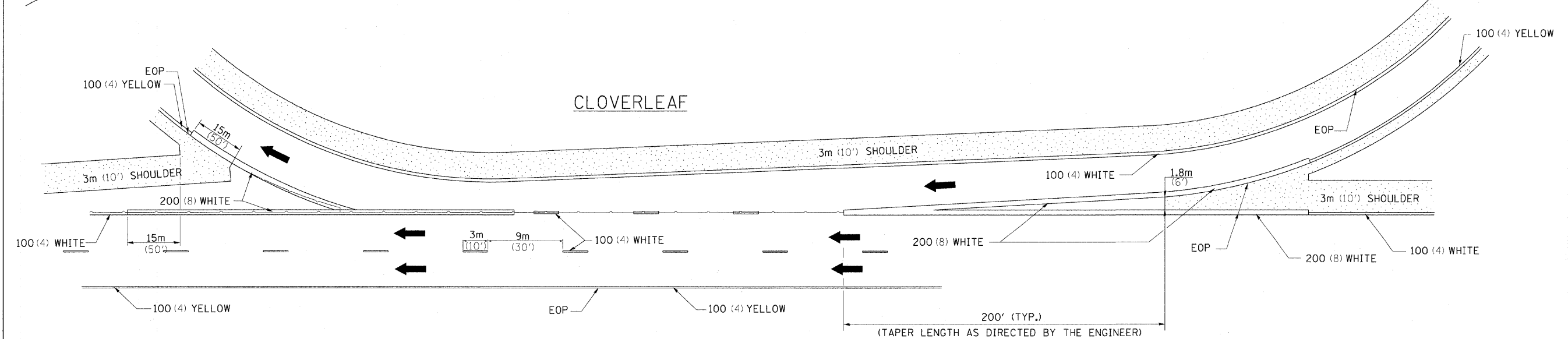


## ENTRANCE RAMP



ALL DIMENSIONS ARE IN MILLIMETERS (INCHES) UNLESS OTHERWISE NOTED.

## CLOVERLEAF



FILE NAME = C:\Proje\p200407\020407cvr.dgn	USER NAME = jordanhd	DESIGNED - ---	REVISED - 6-26-90	<b>STATE OF ILLINOIS DEPARTMENT OF TRANSPORTATION</b>	<b>REGION 2 / DISTRICT 2 STANDARD</b>	F.A.I. RTE. =	SECTION =	COUNTY =	TOTAL SHEETS =	SHEET NO. =
PLT SCALE = 52.9412' / IN.	DRAWN - ---	REVISD - ---	REVISD - ---			RD. =	BI-LHRY-D	ROCK ISLAND	120	82
PLT DATE = Thu Feb 28 13:22:55 2008	CHECKED - ---	REVISD - ---	REVISD - ---			SCALE: _____ SHEET NO. ___ OF ___ SHEETS STA. _____ TO STA. _____		CONTRACT NO. 64C74		