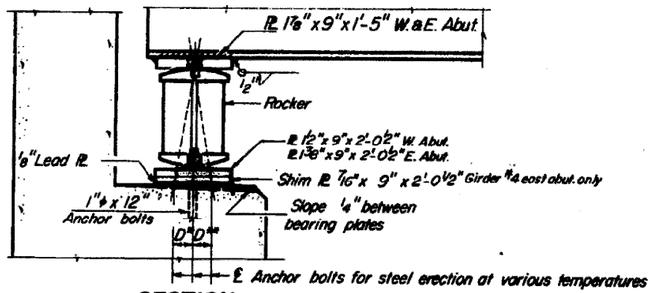

SECTION

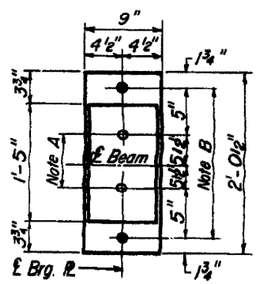

PLAN

AT ABUTMENT

NOTE A
1⅜"φ Holes - 1" deep in top PL for pintles. Thread or press fit pintles into bottom PL.

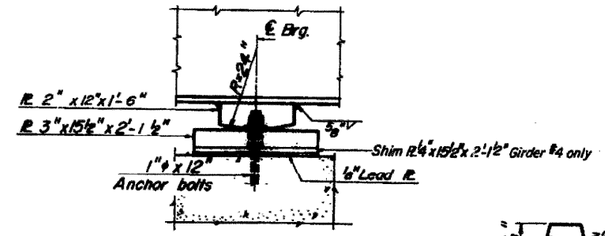

ELEVATION

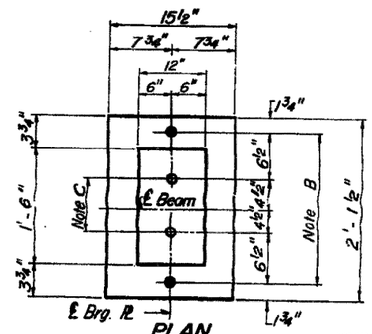

PLAN

AT PIER

NOTE B
1½"φ Holes for 1"φ anchor bolts. 3/16 x 2½" x 2½" PL. Washers under nut.

NOTE C
1⅜"φ Holes 1" deep in top PL only for 1¼"φ pintles.

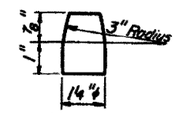

PINTLE

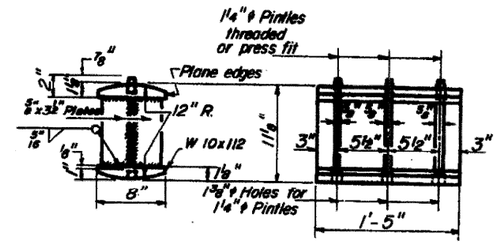

ROCKER

Bearing seat surfaces shall be constructed or adjusted to the designated elevations within a tolerance of ± ⅛ inch. Adjustment shall be made either by grinding the surface or by shimming the bearing. Two ⅛" adjusting shims, or the dimensions of the bottom bearing plate, shall be provided for each bearing in addition to all other plates or shims.

NOTES ON SETTING OF ANCHOR BOLTS AT EXP. BRGS.

a) D* (Side of brg. away from fixed brg.)
D* = ⅛" per each 100' of expansion for every 15° fall below the normal temp. of 50°F.
D** (Side of brg. toward fixed brg.)
D** = ⅛" per each 100' of expansion for every 15° rise above the normal temp. of 50°F.

b) After beams have been erected and dimensions D* or D** determined, holes shall be drilled and anchor bolts shall be grouted in place. All fixed anchor bolts may be built into the masonry.

BEARING ASSEMBLY DETAILS

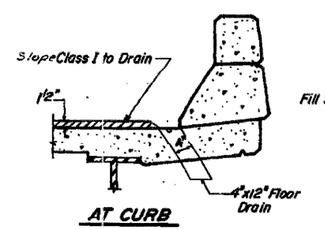

AT CURB

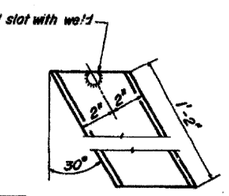

END VIEW

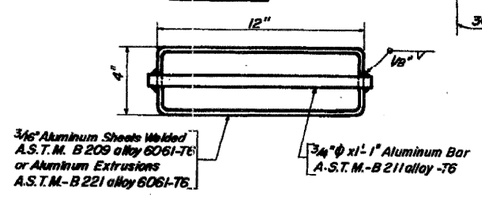

TOP VIEW

FLOOR DRAINS
Cost Incidental

FOR INFORMATION ONLY

LOCATION 3 Structure Number 081–0131

DESIGNED	B.T.M.
CHECKED	P.B.
DRAWN	A.M.
CHECKED	D.M.P.

BEARINGS
FA 403 SECTION 161- 1HB- 7
FA 403 UNDER C.H. 2
ROCK ISLAND COUNTY
STATION 792+93.31

* FAI ROUTES 74 & 88
** D2 BRIDGE PAINTING 2008-1

FILE NAME = P:\PAINTING\64D89\paint2008-1.dgn	USER NAME = linkdj	DESIGNED -	REVISED -
		DRAWN -	REVISED -
	PLOT SCALE = 50.0000 ' / IN.	CHECKED -	REVISED -
	PLOT DATE = Tue Jan 29 14:36:22 2008	DATE -	REVISED -

STATE OF ILLINOIS
DEPARTMENT OF TRANSPORTATION

EXISTING BRIDGE PLANS
SCALE: SHEET NO. OF SHEETS STA. TO STA.

F.A. RTE.	SECTION	COUNTY	TOTAL SHEETS	SHEET NO.
•	••	ROCK ISLAND	40	24
		CONTRACT NO. 64D89		
FED. ROAD DIST. NO.	ILLINOIS	FED. AID PROJECT		