

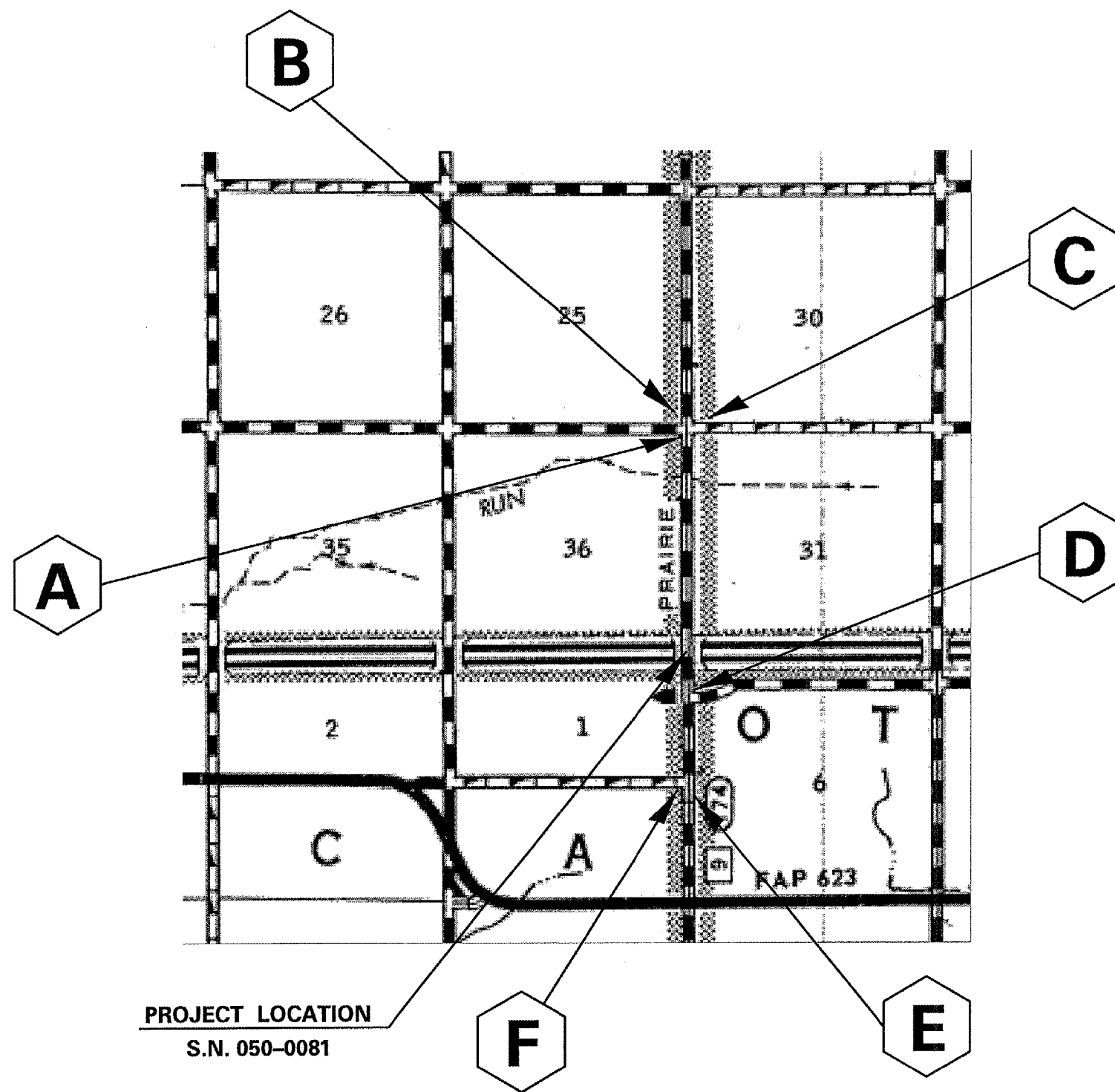
TO BE POST MOUNTED AS SHOWN ELSEWHERE IN THE PLANS.

THE CONTRACTOR SHALL NOTIFY THE ENGINEER A MINIMUM OF 21 CALENDAR DAYS PRIOR TO INSTALLING ANY TRAFFIC CONTROL DEVICES THAT WILL RESTRICT THE PAVEMENT WIDTH.

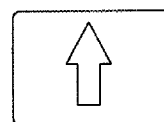
THE CONTRACTOR SHALL BE RESPONSIBLE FOR COORDINATING WITH THE ENGINEER TO MEET THIS REQUIREMENT.

WIDTH RESTRICTION SIGNING DETAILS

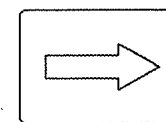
TABLE OF WIDTH RESTRICTION SIGNS			
NO. OF SIGNS	TYPE OF SIGN	SIGN	WIDTH RESTRICTION & MILES AHEAD
1	WIDTH RESTRICTION with W12-I101(O) & M6-1(RT)	A	10'-6" 1.0 MI AHEAD
1	WIDTH RESTRICTION with W12-I101(O) & M6-3	B	10'-6" 1.0 MI AHEAD
1	WIDTH RESTRICTION with W12-I101(O) & M6-1(LT)	C	10'-6" 1.0 MI AHEAD
1	WIDTH RESTRICTION with W12-I101(O) & M6-1(RT)	D	10'-6" AHEAD
1	WIDTH RESTRICTION with W12-I101(O) & M6-3	E	10'-6" 0.5 MI AHEAD
1	WIDTH RESTRICTION with W12-I101(O) & M6-1(LT)	F	10'-6" 0.5 MI AHEAD



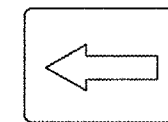
PROJECT LOCATION
S.N. 050-0081



M6-3 21"X15"



M6-1 21"X15"
(RT)



M6-1 21"X15"
(LT)