

DIMENSION 'E'

GRADE	D=0°		D=5°		D=10°	
	UPGRADE END	DOWNGRADE END	UPGRADE END	DOWNGRADE END	UPGRADE END	DOWNGRADE END
0%	2 3/8"	2 3/8"	2 3/8"	2 3/8"	2 3/8"	2 3/8"
Over 0% to 1%	2 3/8"	2 3/8"	2 1/4"	2 3/8"	2 1/8"	2 1/2"
Over 1% to 2%	2 3/8"	2 3/8"	2 1/8"	2 1/2"	1 7/8"	2 1/4"
Over 2% to 3%	2 3/8"	2 3/8"	2"	2 3/8"	1 5/8"	3"
Over 3% to 4%	2 3/8"	2 3/8"	1 7/8"	2 3/4"	1 3/8"	3 1/4"

NOTES

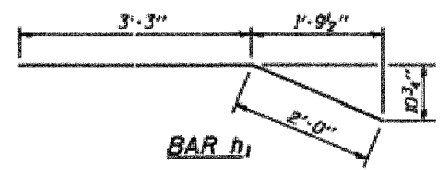
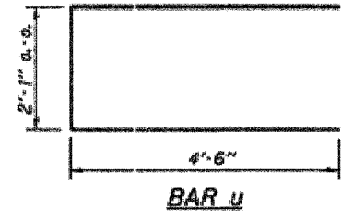
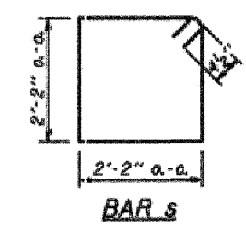
- The Backwall and the portion of the Wingwalls above the bonded construction joint shall be cast against the in-place beam.
- Reinforcement bars shall conform to the requirements of A.A.S.H.T.O. M-51 or M-322, Grade 60.
- Space reinforcement in cop to miss anchor balls.

MAXIMUM PILE LOADS

SPAN	TONS
40'	34
50'	38
60'	43

DESIGN STRESSES

f'c = 3,500 psi
fy = 60,000 psi



BILL OF MATERIAL FOR ONE ABUTMENT

Bar	No.	Size	Length	Shape
h	16	#4	5'-0"	—
h1	4	#4	3'-3"	—
h2	6	#4	24'-9"	—
p	10	#7	24'-9"	—
s	27	#4	9'-5"	□
u	8	#6	11'-1"	—
v	8	#4	3'-2"	—
v1	8	#4	4'-2"	—
v2	50	#4	3'-11"	—
Concrete Structures			9.1 Cu. Yds.	
Reinforcement Bars			1150 Lb.	

P.P.C. DECK BEAMS PILE BENT ABUTMENT		
24' RDWY.	27" BMS.	D=0°, 5° OR 10°
STANDARD CA-2427-10		

Illinois Department of Transportation
PASSED APRIL 4, 2005
THOMAS J. [Signature]
Engineer of Bridge Design
APPROVED APRIL 4, 2005
RALPH E. [Signature]
Engineer of Bridges and Structures