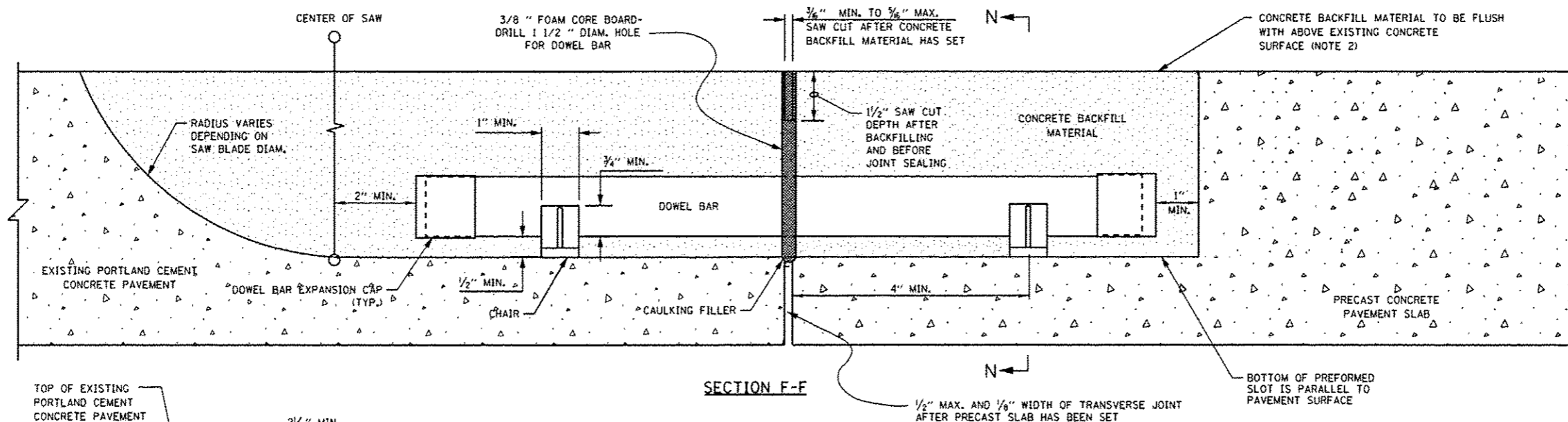
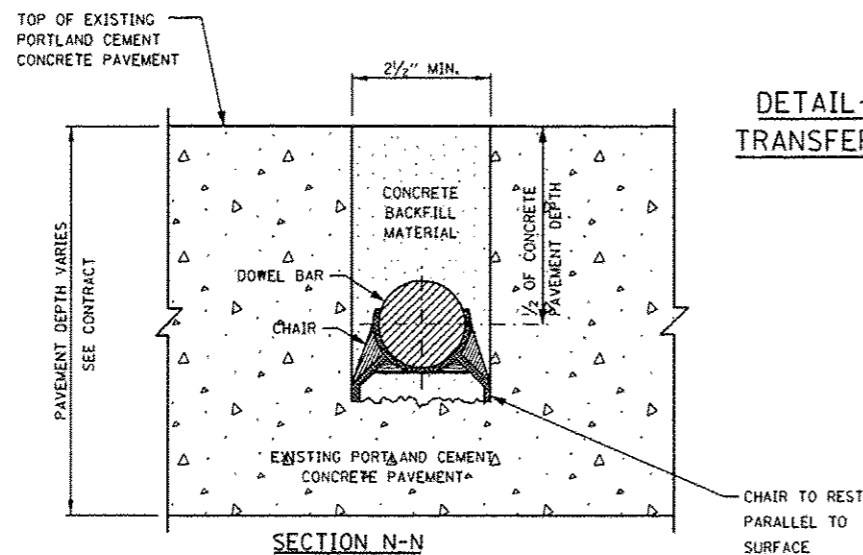


PLAN VIEW

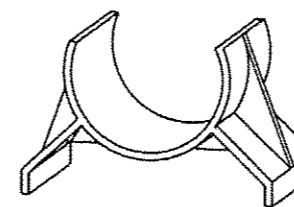


SECTION F-F

DETAIL-F, WIDE MOUTH DOWEL BAR PLACEMENT DETAIL FOR THE LAST TRANSFER JOINT OF CONSECUTIVELY PLACED STANDARD PRECAST PANELS



SECTION N-N



CHAIR DETAIL

NOTES:

1. PLACE FOAM CORE BOARDS TO THE TOP OF PATCH.
2. UPON COMPLETION, THE FINISHED SURFACE OF THE CONCRETE BACKFILL MATERIAL SHALL NOT BE BELOW THE EXISTING CONCRETE SURFACE.

FILE NAME =	USER NAME = PanchPL	DESIGNED - O. PATEL	REVISED -	STATE OF ILLINOIS DEPARTMENT OF TRANSPORTATION	PRECAST CONCRETE PAVEMENT SLABS			F.A.P. RTE.	SECTION	COUNTY	TOTAL SHEETS	SHEET NO.
st\wp\p\onprep\sqwed.2\das\pp\68-56 11 52	telganqan rd\diamond grinding\pcc patching	DRAMA\precast PCC Patching.dgn	REVISED -		575	14-N	WILL	163	125			
PLOT SCALE = 1/8"=1'-0"	CHECKED -	REVISED -	REVISED -		BD 57			CONTRACT NO. 60W13				
PLOT DATE = 12/16/2013	DATE = 10-25-2013	REVISED -	REVISED -		SCALE: NONE	SHEET NO. 16 OF 19 SHEETS	STA.	TO STA.	FED. ROAD DIST. NO. 1 ILLINOIS FED. AID PROJECT			