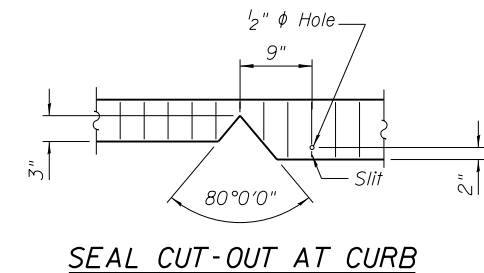
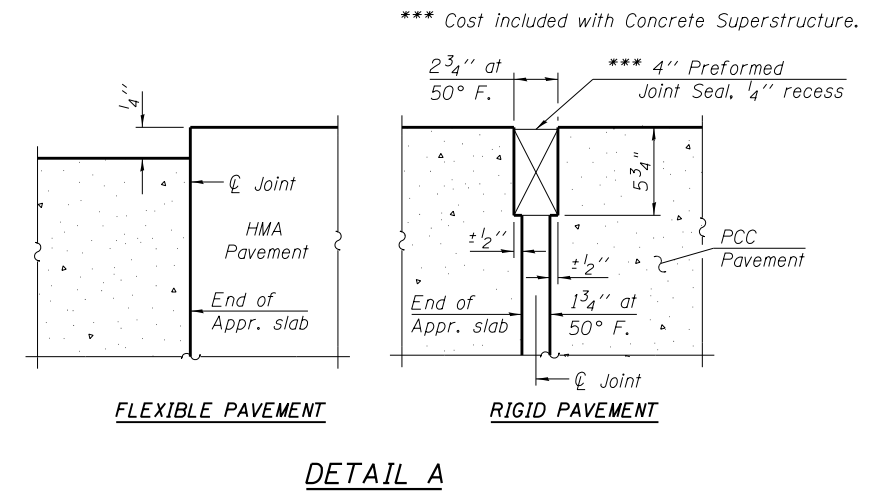
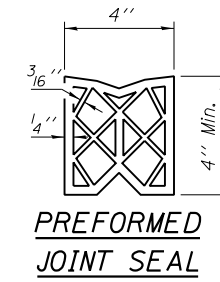


** Preformed Flexible Foam Expansion Joint Filler according to Article 1051.09 of Standard Specifications. Full depth of slab, full length of slab.



* Tilt #9 b11(E) bars as required to maintain clearance.

NOTES:
See sheet S-25 of S-47 for Sections C-C & D-D.

0161711-60W71-S24-Appr Slab

AECOM

USER NAME = dunkerleyb	DESIGNED - EJO	REVISED
PLOT SCALE = N.T.S.	CHECKED - DD	REVISED
PLOT DATE = 12/17/2013	DRAWN - BRD	REVISED
	CHECKED - DD	REVISED

**STATE OF ILLINOIS
DEPARTMENT OF TRANSPORTATION**

**EAST APPROACH SLAB PLAN
STRUCTURE NO. 016-1711**

SHEET NO. S-24 OF S-47 SHEETS

F.A.I. RTE. 90/94/290	SECTION 2013-036R	COUNTY COOK	TOTAL SHEETS 256	SHEET NO. 116
CONTRACT NO. 60W71			ILLINOIS FED. AID PROJECT -NUMBER-	