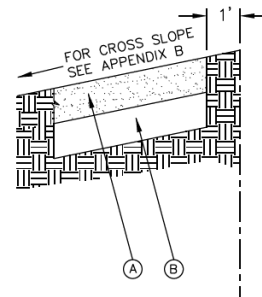


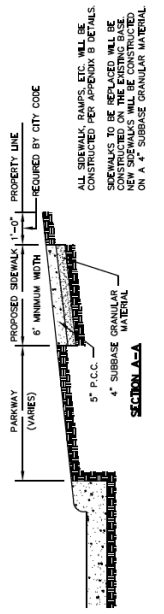
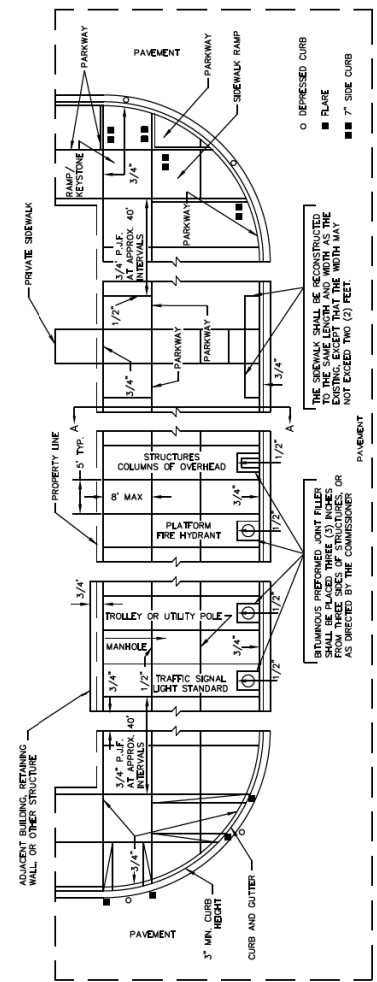
FILE PATH = p:\388035\pmt\escocom\line\local\AECOM\0\Documents\01_Americas\Transportation\62629938_Circle\Phase_1\000_CAD\005_Roadway_Sheets\60W71_Contract\0160W71-sht-CDOT-Detail-03



LEGEND:

- (A) PROPOSED 5" P.C.C. SIDEWALK *
 - (B) SUBBASE GRANULAR MATERIAL, TYPE B OR C, 4"
- * CURB RAMP & KEYSTONE 8" P.C.C. AT SIGNALIZED AND INDUSTRIAL STREET INTERSECTIONS

 CHICAGO DEPARTMENT OF TRANSPORTATION	DATE	REVISION	CITY OF CHICAGO		
	1/1/2014	REVISION 1	ADA COMPLIANT SIDEWALK CONSTRUCTION DETAILS		
	DATE	SHEET	DRAWN BY		
	12/20/06	A-3-1	CDOT		



* THE 1/2" AND 3/4" DIMENSIONS REFER TO THE THICKNESS OF THE CONTINUOUS PERFORMED JOINT FILLER REQUIRED AT THE VARIOUS LOCATIONS.

 CHICAGO DEPARTMENT OF TRANSPORTATION	DATE	REVISION	CITY OF CHICAGO		
	1/1/2014	REVISION 1	DETAILS OF PORTLAND CEMENT CONCRETE CONSTRUCTION		
	DATE	SHEET	DRAWN BY		
	12/22/06	A-3-2	CDOT		



D160W71-sht-CDOT-Detail-03
 USER NAME = chiuw
 PLOT SCALE = 2.0000' / 1" =
 PLOT DATE = 2/18/2014

DESIGNED - OPS
 DRAWN - OPS
 CHECKED - DBM
 DATE - 02/19/14

REVISED -
 REVISED -
 REVISED -
 REVISED -

STATE OF ILLINOIS
 DEPARTMENT OF TRANSPORTATION

CHICAGO DEPARTMENT OF TRANSPORTATION
 STANDARD DETAILS

SCALE: NTS SHEET 3 OF 6 SHEETS STA. TO STA.

F.A.I. RTE.	SECTION	COUNTY	TOTAL SHEETS	SHEET NO.
90/94/290	2013-036R	COOK	256	239
CONTRACT NO. 60W71				
ILLINOIS FED. AID PROJECT				