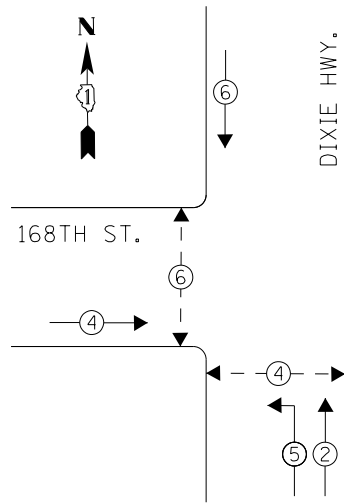


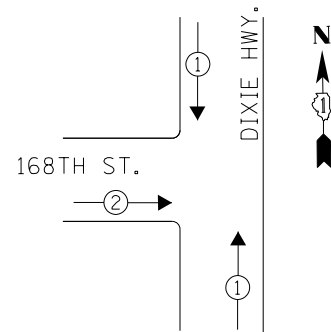
EXISTING CONTROLLER SEQUENCE



LEGEND

- ← ⊙ → DUAL ENTRY PHASE
- ◊ OL OVERLAP
- ← ⊙ → PEDESTRIAN PHASE
- \* NUMBER REFERS TO ASSOCIATED PHASE

PHASE DESIGNATION DIAGRAM



EXISTING EMERGENCY VEHICLE PREEMPTION SEQUENCE

EMERGENCY VEHICLE PREEMPTORS		
EMERGENCY VEHICLE PREEMPTOR	1	2
MOVEMENT	↓ ↑	→

I. D. O. T.  
TRAFFIC SIGNAL INSTALLATION  
ELECTRICAL SERVICE REQUIREMENTS

TYPE	NO. LAMPS	WATTAGE INCAND.	WATTAGE LED	%OPERATION	TOTAL WATTAGE
SIGNAL (RED)	9	-	17	0.50	76.5
(YELLOW)	9	-	25	0.25	56.25
(GREEN)	9	-	15	0.25	33.75
ARROW	4	-	12	0.10	4.8
PED. SIGNAL	4	-	25	1.00	100.0
CONTROLLER	1	100	-	1.00	100.0
ILLUM. SIGN	-	-	25	0.50	-
VIDEO SYSTEM	-	150	-	1.00	-
BATTERY BACKUP	1	25	-	1.00	25.0
LUMINAIRE	-	250	-	0.50	-
FLASHER	-	-	25	0.50	-
<b>TOTAL =</b>					<b>396.3</b>

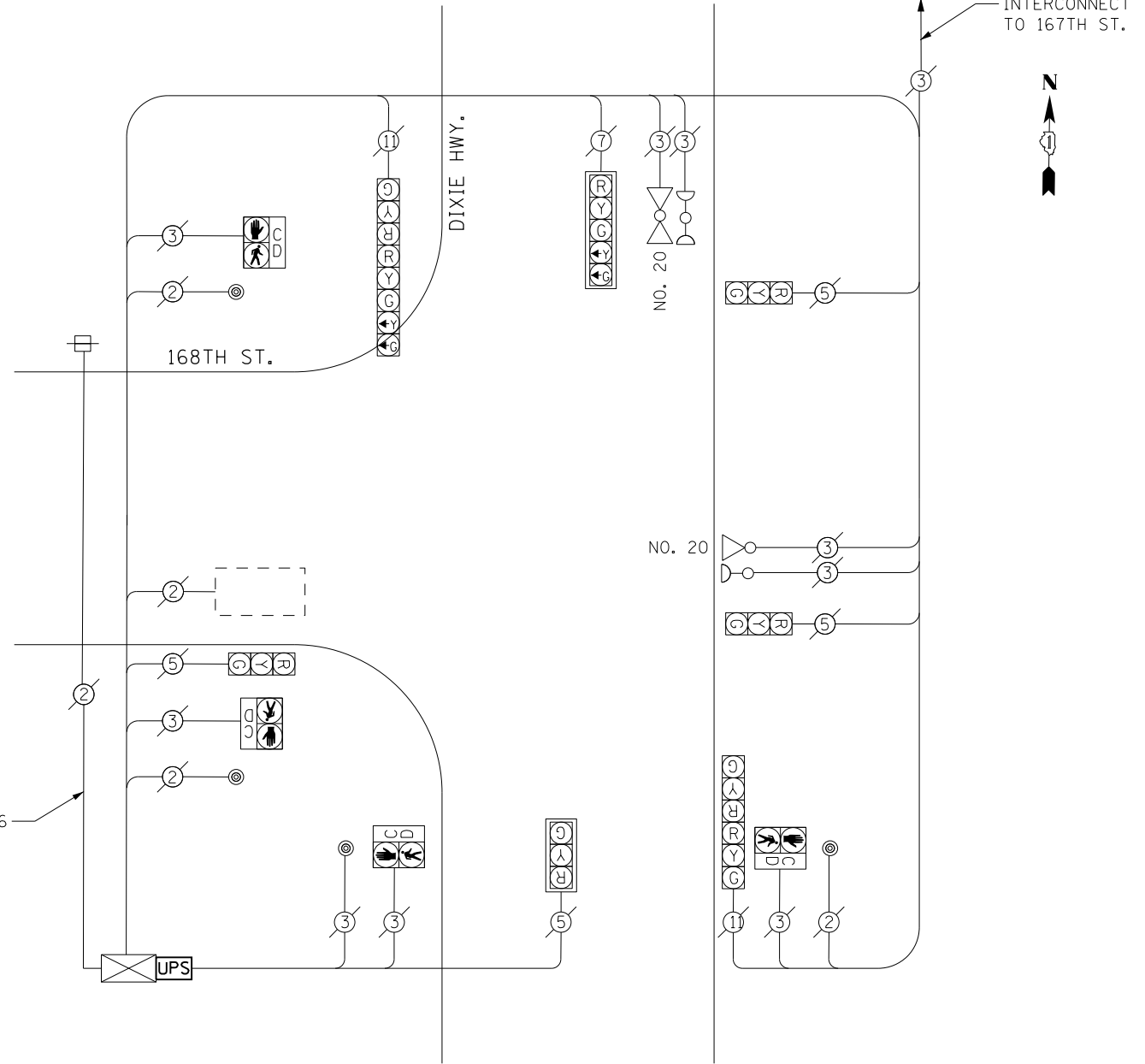
ENERGY COSTS- **BILLED TO: IDOT DISTRICT 1**  
201 WEST CENTER COURT  
SCHAUMBURG, IL 60196-1096

ENERGY SUPPLY- **CONTACT BRAD SHINABARGAR**  
PHONE 708-325-2692  
COMMONWEALTH EDISON

SCHEDULE OF QUANTITIES

Items	Unit	Quantity
MAINTENANCE OF EXISTING TRAFFIC SIGNAL INSTALLATION	EACH	1
MODIFY EXISTING CONTROLLER CABINET	EACH	1
UNINTERRUPTABLE POWER SUPPLY, SPECIAL	EACH	1

NO. 6



CABLE PLAN

THE TRAFFIC SIGNAL CONTROL EQUIPMENT FOR THIS PROJECT SHALL BE "EAGLE" TO MATCH THE EXISTING ADJACENT SYSTEM.

TS 10845  
HAZEL CREST

FILE NAME = D160X64-sht-TS10845.dgn  
Default

USER NAME = SE3  
PLOT SCALE = 48.0000' / in.  
PLOT DATE = 2/3/2014

DESIGNED - PHL  
DRAWN - PHL  
CHECKED - BKS  
DATE - \$SUBDATE

REVISED -  
REVISED -  
REVISED -  
REVISED -

STATE OF ILLINOIS  
DEPARTMENT OF TRANSPORTATION

DIXIE HWY. 168TH ST.- CABLE PLAN  
SCHEDULE OF QUANTITIES, PHASE DESIG. DIAGRAM & EVP SEQUENCE  
SCALE: SHEET OF SHEETS STA. TO STA.

F.A. RTE.	SECTION	COUNTY	TOTAL SHEETS	SHEET NO.
	2013-075TS	COOK	78	66
CONTRACT NO. 60X64				
ILLINOIS FED. AID PROJECT				