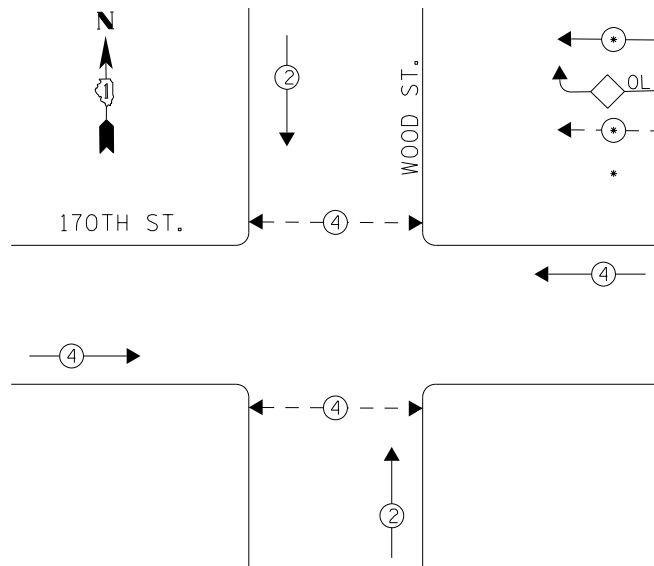
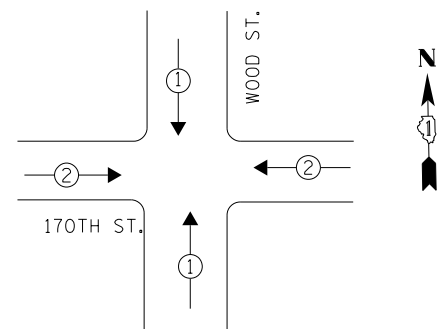


EXISTING CONTROLLER SEQUENCE



PHASE DESIGNATION DIAGRAM



LEGEND

- ← ⊙ → DUAL ENTRY PHASE
- ← ⊙ OL → OVERLAP
- ← ⊙ → PEDESTRIAN PHASE
- NUMBER REFERS TO ASSOCIATED PHASE

EXISTING EMERGENCY VEHICLE PREEMPTION SEQUENCE

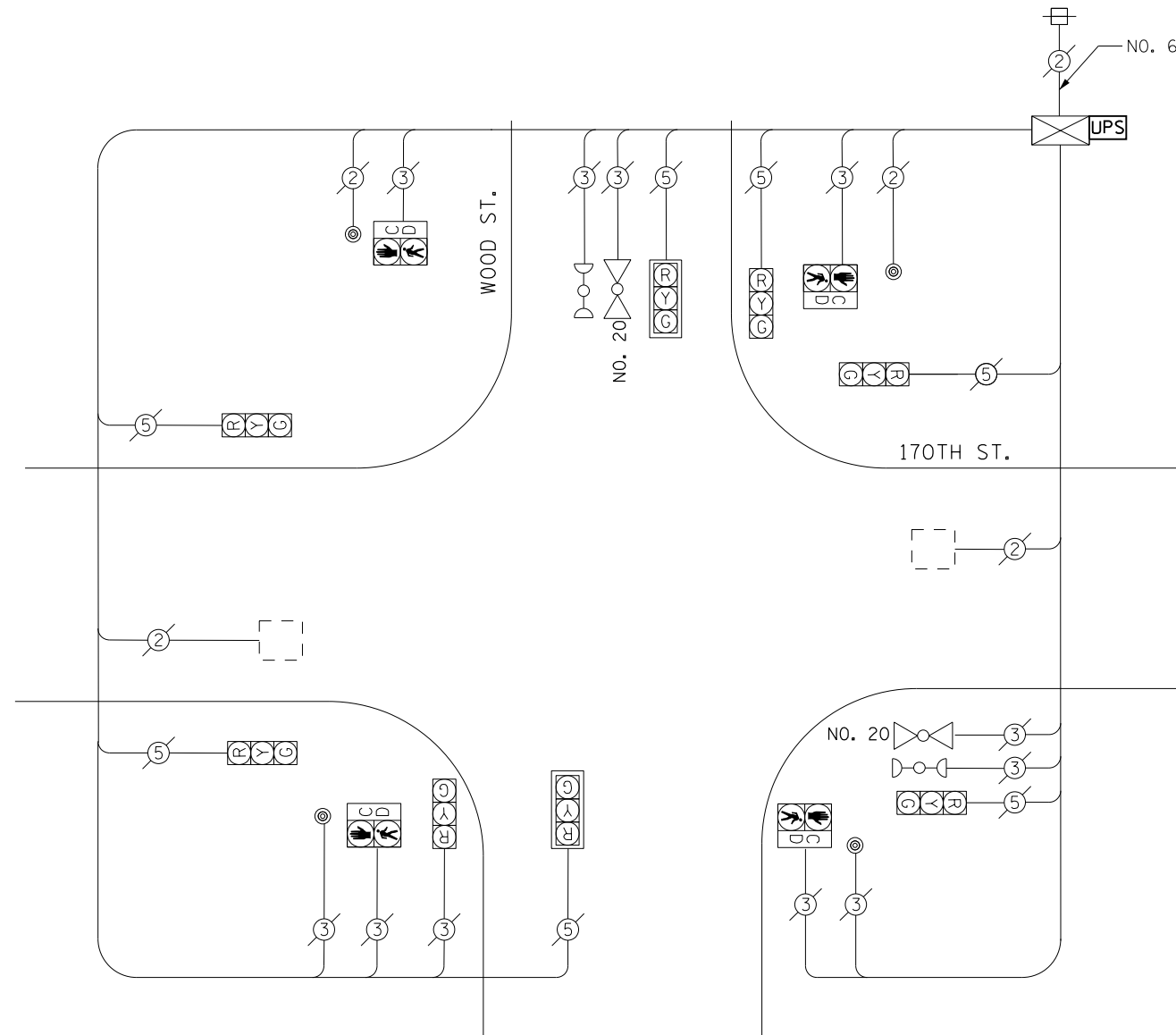
EMERGENCY VEHICLE PREEMPTORS		
EMERGENCY VEHICLE PREEMPTOR	1	2
MOVEMENT	↓ ↑	← →

I. D. O. T.  
TRAFFIC SIGNAL INSTALLATION  
ELECTRICAL SERVICE REQUIREMENTS

TYPE	NO. LAMPS	WATTAGE INCAND.	WATTAGE LED	%OPERATION	TOTAL WATTAGE
SIGNAL (RED)	8	-	17	0.50	68.0
(YELLOW)	8	-	25	0.25	50.0
(GREEN)	8	-	15	0.25	30.0
ARROW	-	-	12	0.10	-
PED. SIGNAL	4	-	25	1.00	100.0
CONTROLLER	1	100	-	1.00	100.0
ILLUM. SIGN	-	-	25	0.50	-
VIDEO SYSTEM	-	150	-	1.00	-
BATTERY BACKUP	1	25	-	1.00	25.0
LUMINAIRE	-	250	-	0.50	-
FLASHER	-	-	25	0.50	-
TOTAL =					373.0

ENERGY COSTS- BILLED TO: IDOT DISTRICT 1  
201 WEST CENTER COURT  
SCHAUMBURG, IL 60196-1096

ENERGY SUPPLY- CONTACT BRAD SHINABARGAR  
PHONE 708-325-2692  
COMMONWEALTH EDISON



CABLE PLAN

SCHEDULE OF QUANTITIES

Items	Unit	Quantity
MAINTENANCE OF EXISTING TRAFFIC SIGNAL INSTALLATION	EACH	1
MODIFY EXISTING CONTROLLER CABINET	EACH	1
UNINTERRUPTABLE POWER SUPPLY, SPECIAL	EACH	1

TS 10855  
HAZEL CRIST