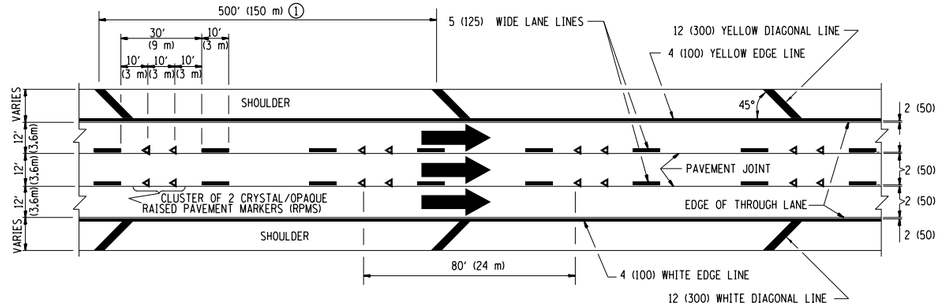

TYPICAL EDGE LINES & LANE LINES

PAVEMENT MARKING MATERIALS

1. THERMO PLASTIC PAVEMENT MARKING LINE SHALL BE USED FOR THE EDGE LINES, GORE LINES, AND DIAGONAL LINES ON BITUMINOUS PAVEMENT ONLY.
2. PREFORMED PLASTIC TYPE B PAVEMENT MARKING LINE; INLAID OR GROOVED IN SHALL BE USED FOR ALL LANE LINES ON HMA PAVEMENT PROJECTS.
3. POLYUREA PAVEMENT MARKING SHALL BE USED FOR ALL MARKINGS ON PCC PROJECTS.

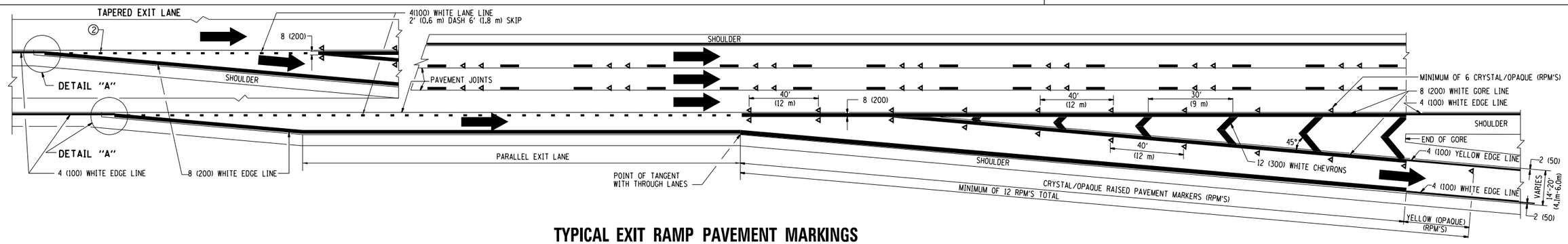

TYPICAL EXIT RAMP PAVEMENT MARKINGS

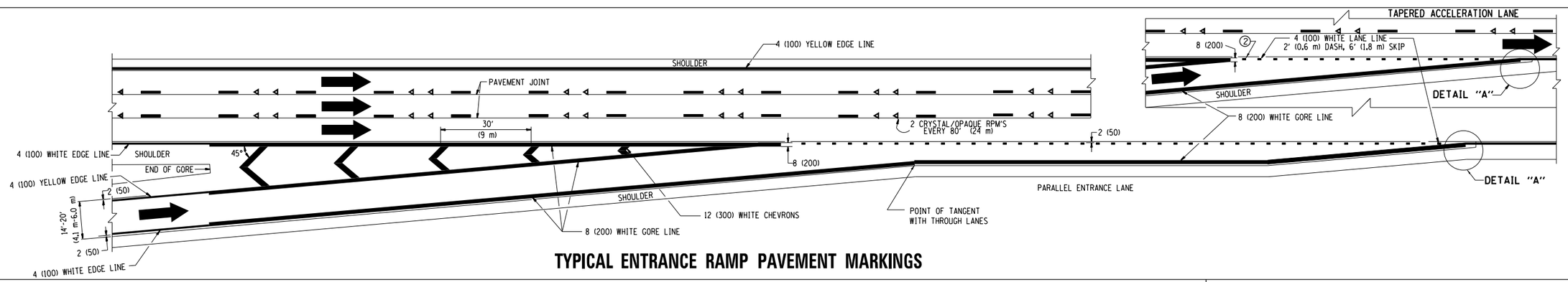

TYPICAL ENTRANCE RAMP PAVEMENT MARKINGS

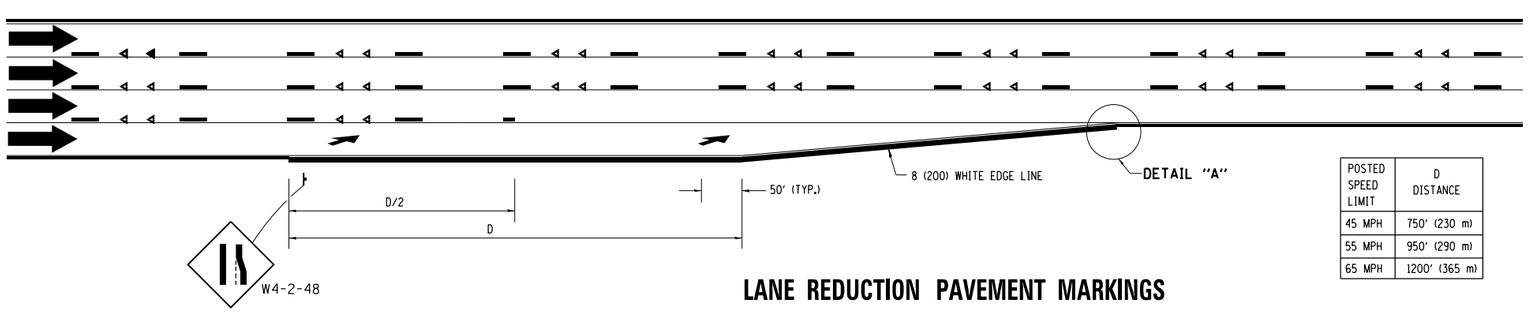

POSTED SPEED LIMIT	D DISTANCE
45 MPH	750' (230 m)
55 MPH	950' (290 m)
65 MPH	1200' (365 m)

LANE REDUCTION PAVEMENT MARKINGS

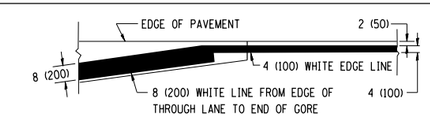

DETAIL "A"

NOTES:

① THE DIAGONAL LINES SHALL BE SPACED AT 40' (12 m) C-C ACROSS ALL STRUCTURES WHICH ARE 500' (150 m) OR LESS IN LENGTH. THE DIAGONAL LINES ARE NOT REQUIRED ON SHOULDERS WHICH ARE 6' (1.8 m) OR LESS IN WIDTH.

② 4" (2' DASH, 6' SKIP) MARKING ON TAPERED ENTRANCE AND EXIT RAMP SHALL BE OMITTED ON TANGENT SECTIONS.

FILE NAME = c:\pw_work\pwidot\galbanjr\d0381808\Dist_std.dgn	USER NAME = galbanjr	DESIGNED - D.W.S.	REVISED - J.A.F. 02-06
		DRAWN -	REVISED - S.P.B. 01-07
	PLOT SCALE = 100.0000 ' / in.	CHECKED -	REVISED - S.P.B. 01-10
	PLOT DATE = 3/3/2014	DATE - 01-90	REVISED - M.D. 05-13

STATE OF ILLINOIS
DEPARTMENT OF TRANSPORTATION

MULTI-LANE FREEWAY
PAVEMENT MARKING DETAILS

SCALE: NONE | SHEET NO. 1 OF 2 SHEETS | STA. | TO STA.

F.A.I. RTE.	SECTION	COUNTY	TOTAL SHEETS	SHEET NO.
55	2014-009SG	COOK	32	29
	TC-12	CONTRACT NO. 60X90		

FED. ROAD DIST. NO. 1 | ILLINOIS | FED. AID PROJECT