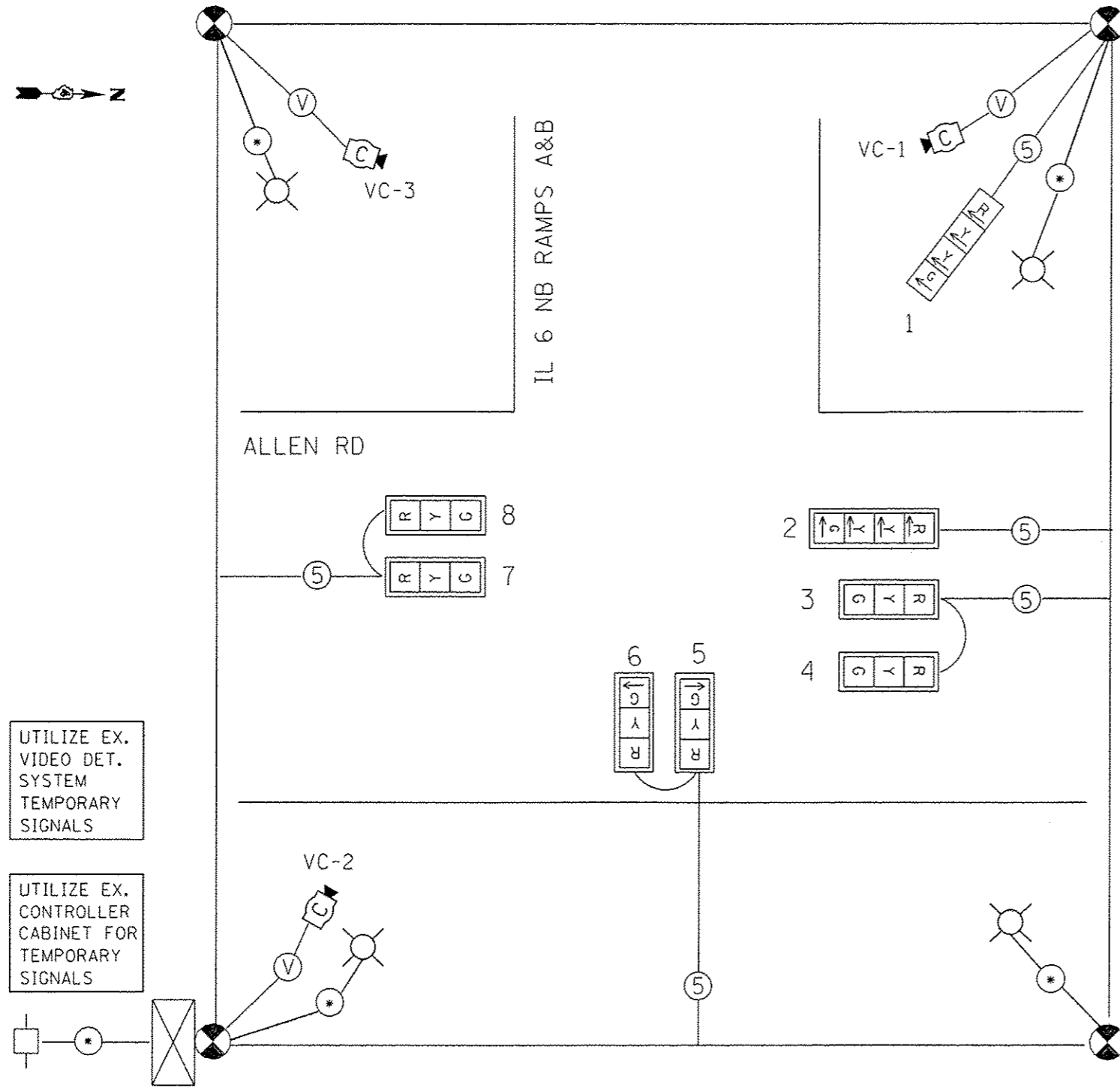


TEMPORARY CABLE DIAGRAM



UTILIZE EX. VIDEO DET. SYSTEM TEMPORARY SIGNALS

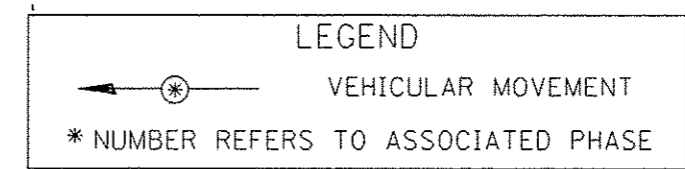
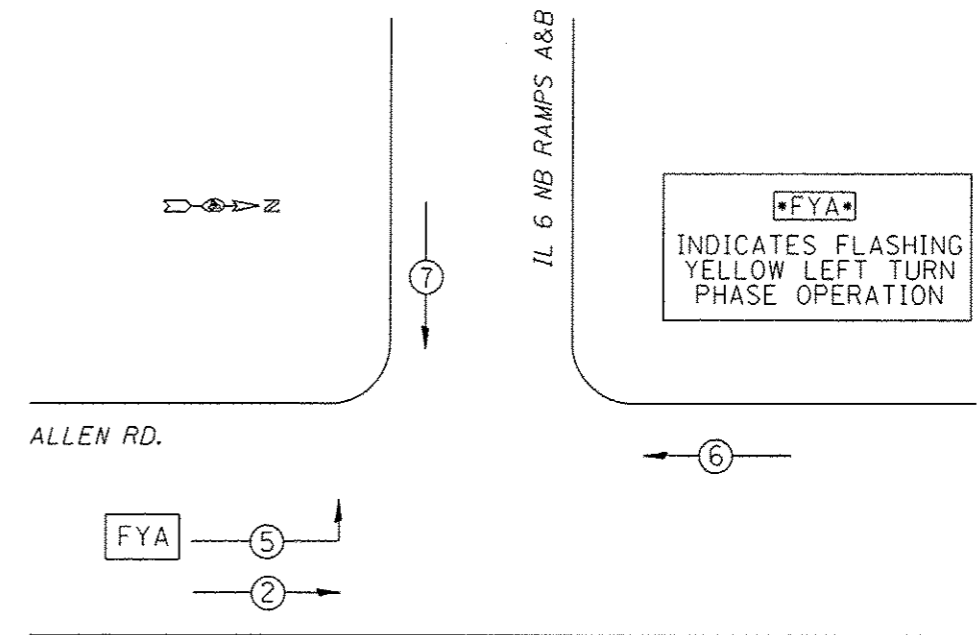
UTILIZE EX. CONTROLLER CABINET FOR TEMPORARY SIGNALS

TRAFFIC SIGNALS LEGEND

- TEMP. CONTROLLER (UTILIZE EX. CONT)
- TEMP. 3 SEC. SIGNAL HEAD W/BACKPLATE
- TEMP. 3 SEC. SIGNAL HEAD
- TEMP. 5/C NO. 14 SIGNAL CABLE
- TEMP. VIDEO DETECTION CABLE
- TEMP. CABLE (1/C NO. 6) X 3
- TEMP. SERVICE INSTALLATION
- TEMP. VIDEO DETECTION CAMERA UTILIZE EX. CAMERAS
- WOOD POLE, CLASS 5, 45 FT.

TEMPORARY PHASE DIAGRAM

NAME OF INTERSECTION ALLEN RD & IL 6 RAMPS A&B
 EXISTING CONTROLLER: ECONOLITE ASC/3 FAC (TS-2)
 TYPE IV CABINET, TS-2 BACKPANEL, FYA SEQUENCING



LEGEND

VEHICULAR MOVEMENT
 * NUMBER REFERS TO ASSOCIATED PHASE

FILE NAME *	USER NAME * novolder	DESIGNED -	REVISED -	STATE OF ILLINOIS DEPARTMENT OF TRANSPORTATION	TEMPORARY TRAFFIC SIGNAL CABLE PLAN AND PHASE DIAGRAM ALLEN ROAD & IL 6 NB RAMPS A & B	F.A.U. RTE.	SECTION	COUNTY	TOTAL SHEETS	SHEET NO.
Allen Road Temporary Traf	ic Signals and Lighting ifinal 1-30-14).dgn	DRAWN -	REVISED -			6584	105; (72-THB)BY	PEORIA	487	107
PLOT SCALE * 74.4937 7 / in.	CHECKED -	REVISED -	CONTRACT NO. 68683			FED. ROAD DIST. NO. ILLINOIS FED. AID PROJECT				
PLOT DATE * 1/30/2014	DATE -	REVISED -	SCALE:			SHEET NO. OF SHEETS	STA. TO STA.			