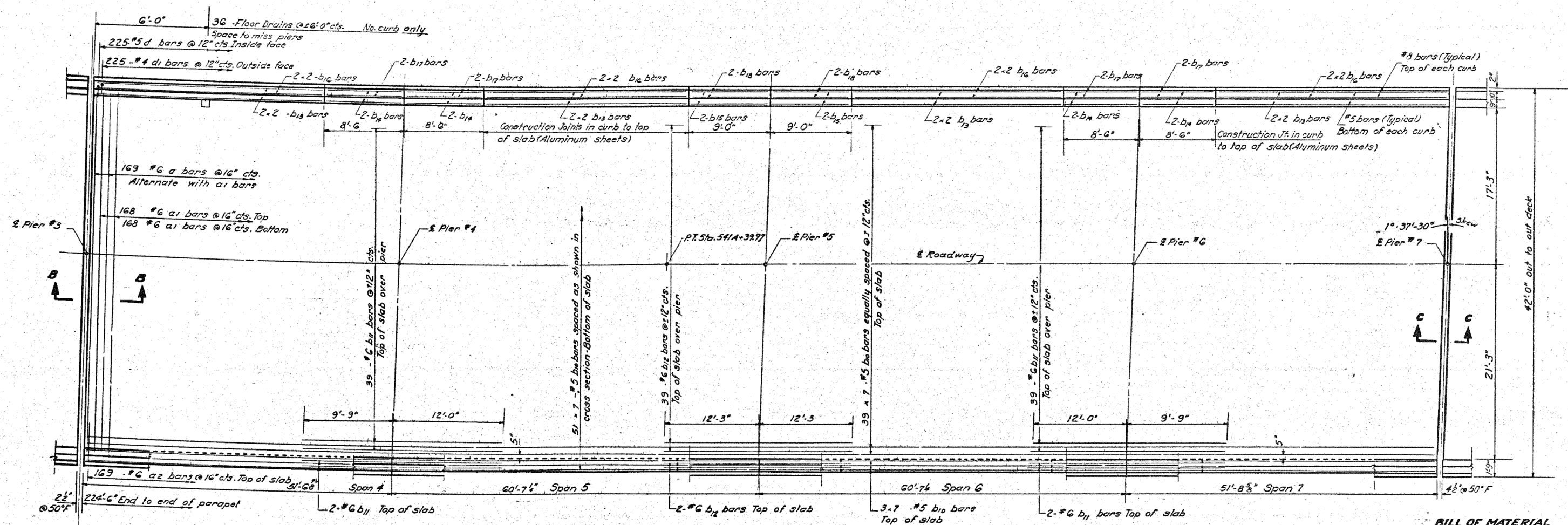


STATE OF ILLINOIS
DEPARTMENT OF TRANSPORTATION

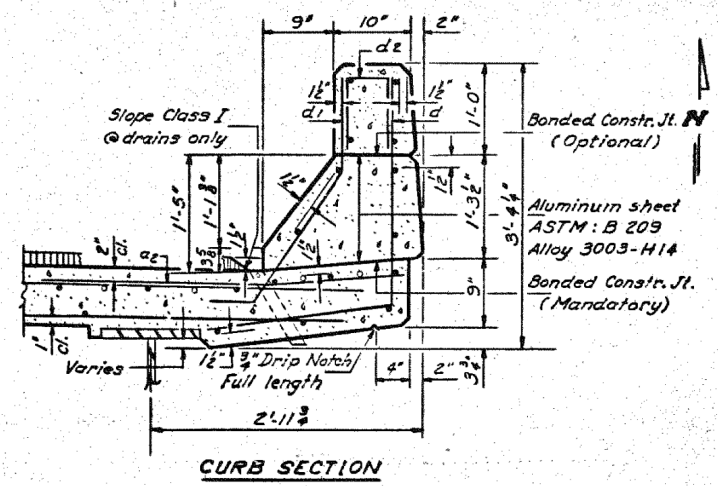
ROUTE NO.	SECTION	COUNTY	TOTAL SHEETS	SHEET NO.
1-70	*	FAYETTE	60	21
29 SHEETS				

#26-3B-1(3)

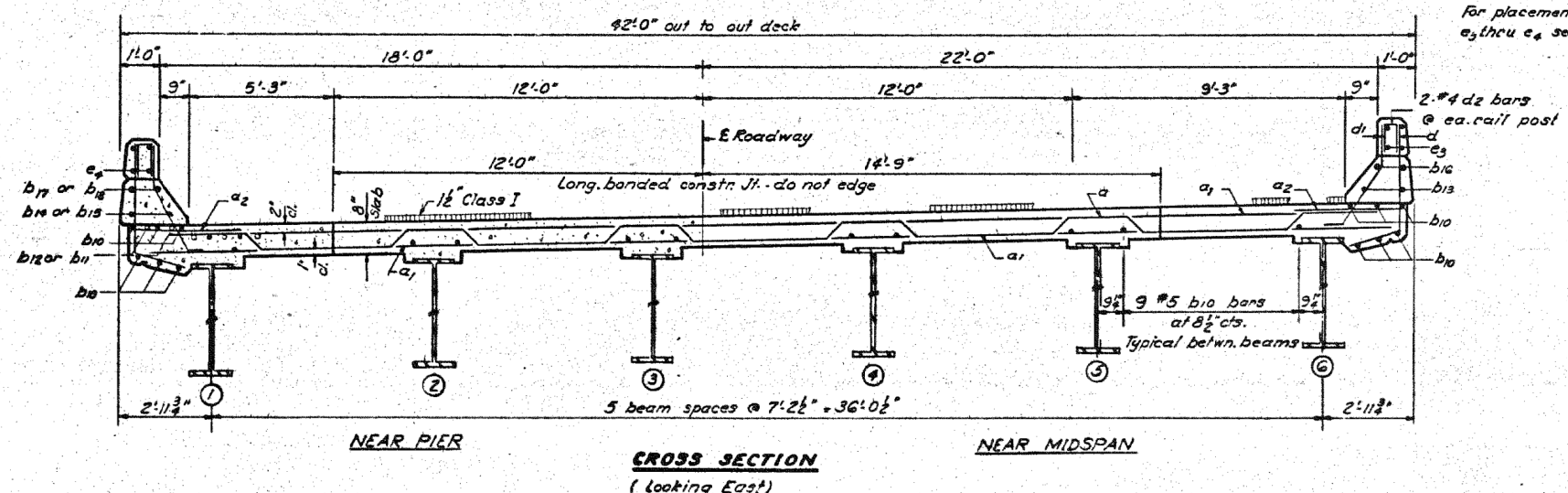


PLAN

Notes:
For Section B-B see sheet # 8
For Section C-C see sheet # 10
For bar details see sheet # 10
For floor Drain detail see sheet # 12



CURB SECTION



CROSS SECTION
(Looking East)

BILL OF MATERIAL

Bar	No.	Size	Length	Shape
a	169	#6	41'-10"	~
a1	336	#6	40'-0"	~
a2	338	#6	4'-0"	~
b10	672	#5	33'-3"	~
b11	86	#6	21'-9"	~
b12	43	#6	24'-6"	~
b13	32	#5	22'-3"	~
b14	16	#5	8'-3"	~
b15	8	#5	8'-9"	~
b16	32	#8	22'-9"	~
b17	16	#8	8'-3"	~
b18	8	#8	8'-9"	~
d	450	#4	4'-9"	~
d1	450	#5	3'-7"	~
Class X Concrete			Cu. Yds.	277.4
Reinforcement Bars			Lbs.	67070

Note:
For placement of bars d2 & e3 thru e4 see sheet # 13

DESIGNED R. K. Mathur
CHECKED James Ponce
DRAWN Simon Ustanek
CHECKED JP

EXAMINED [Signature]
PASSED [Signature]
[Signature]

June 20 1972

Parapet Reinforcement & Class X Concrete are billed on sheet # 13
SUPERSTRUCTURE-SPANS 4,5,6 & 7
RA.I.R.T. 70 SEC.26-3B-1(3) EBL
FAYETTE COUNTY
STA. 543 A + 92.91



USER NAME = has	DESIGNED - ELH	REVISED -
ESCA PROJECT NO. 1000.05	DRAWN - HAS	REVISED -
PLOT SCALE = 0.1667' / IN.	CHECKED - RDP	REVISED -
PLOT DATE = 1/29/2014 2:13:48 PM	DATE - 08/13	REVISED -

STATE OF ILLINOIS
DEPARTMENT OF TRANSPORTATION

STRUCTURE NO. 026-0085 EXISTING BRIDGE PLANS
EB - FOR INFORMATION ONLY

SCALE: SHEET NO. 3 OF 23 SHEETS STA. TO STA.

F.A.I. RTE.	SECTION	COUNTY	TOTAL SHEETS	SHEET NO.
70	(26-3B-1, 3B-1(3))BR	FAYETTE	277	224
CONTRACT NO. 74175				
FED. ROAD DIST. NO. ILLINOIS FED. AID PROJECT				