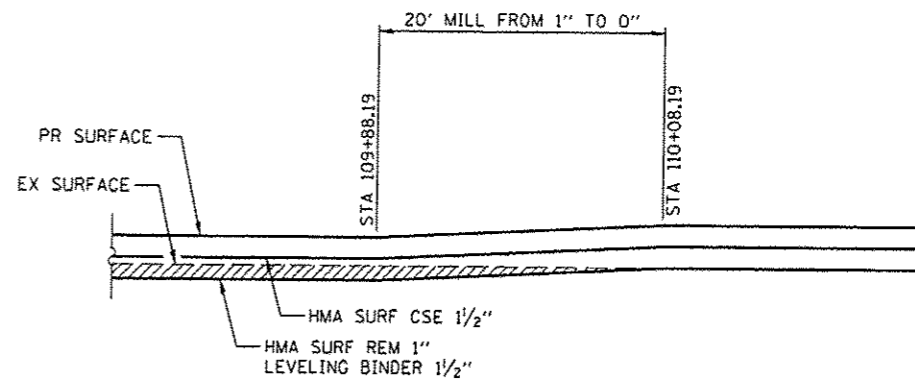
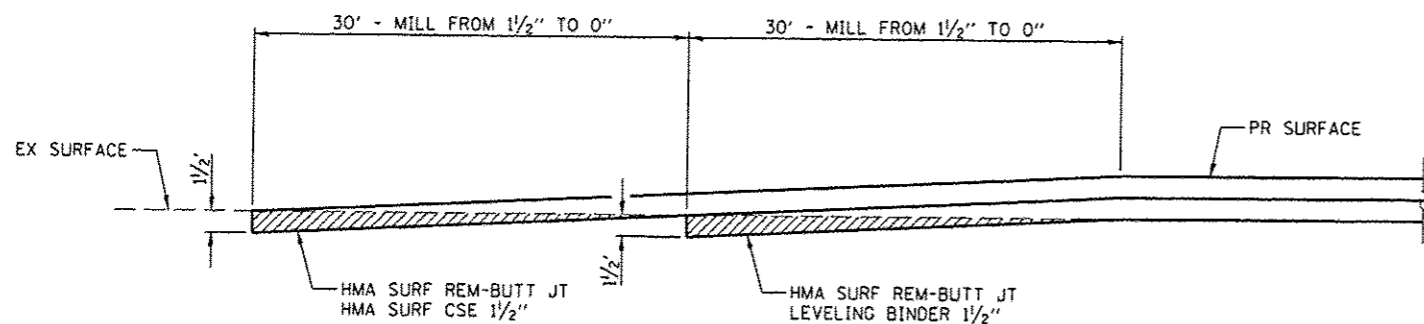


BUTT JOINT DETAIL

STA 10+74.24
 STA 65+21.18
 STA 82+25.18

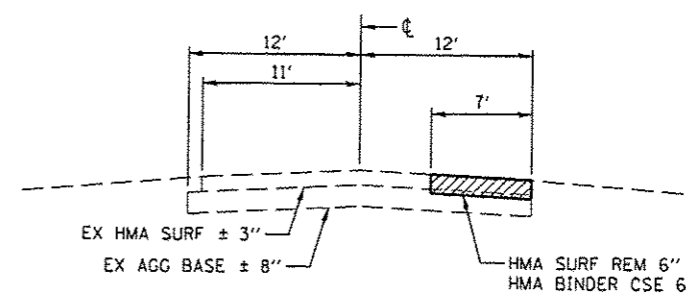


MILLING TRANSITION DETAIL



BUTT JOINT DETAIL

STA 111+68.19
 STA 116+67.19
 STA 130+00.00



PATCHING DETAIL

LT STA 110+35.00 TO STA 111+68.19
 RT STA 117+75.50 TO STA 128+61.00

* 93614

CEC Cummins
 Engineering
 Corporation
 Civil and Structural Engineering

JOB # 2298
 FILE NAME # 2298detail.dgn
 PLOT SCALE # 1/32.0000" = 1"
 PLOT DATE # 1/30/2014

DESIGNED - NAK
 DRAWN - SJS
 CHECKED - NAK
 DATE - 11/19/2012

REVISED -
 REVISED -
 REVISED -
 REVISED -

**LOGAN COUNTY
 CH 2 IMPROVEMENTS**

**BUTT JOINT AND
 PATCHING DETAILS**

SCALE: SHEET NO. OF SHEETS STA. TO STA.

RTE.	SECTION	COUNTY	TOTAL SHEETS	SHEET NO.
CH 2	11-00311-02-RS	LOGAN	37	32
FED. ROAD DIST. NO. [ILLINOIS] FED. AID PROJECT			CONTRACT NO. *	