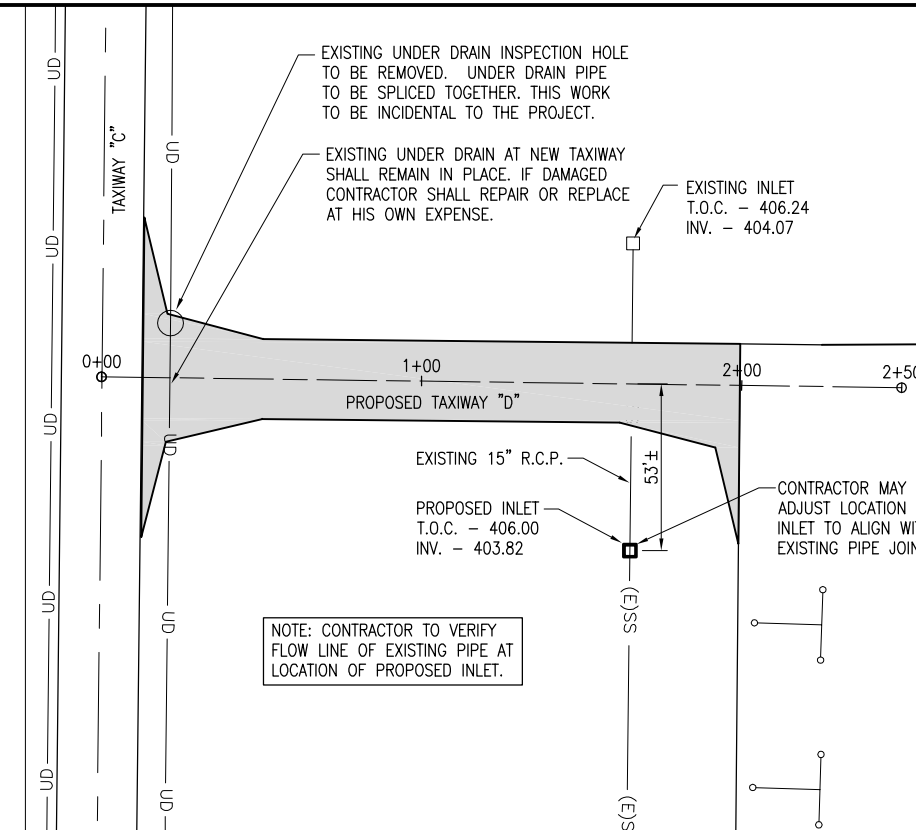


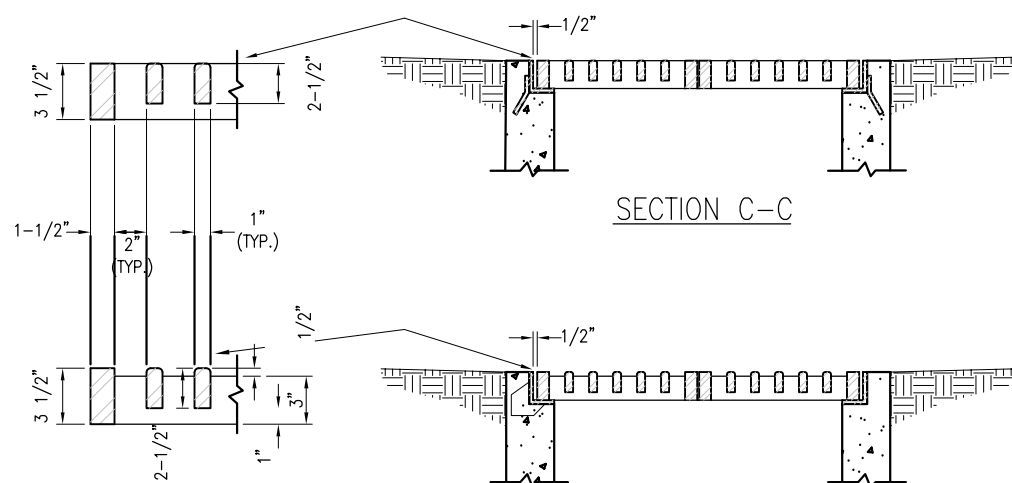
PLAN
(GRATING OMITTED FOR CLARITY)

INLET BOX STANDARD 542546



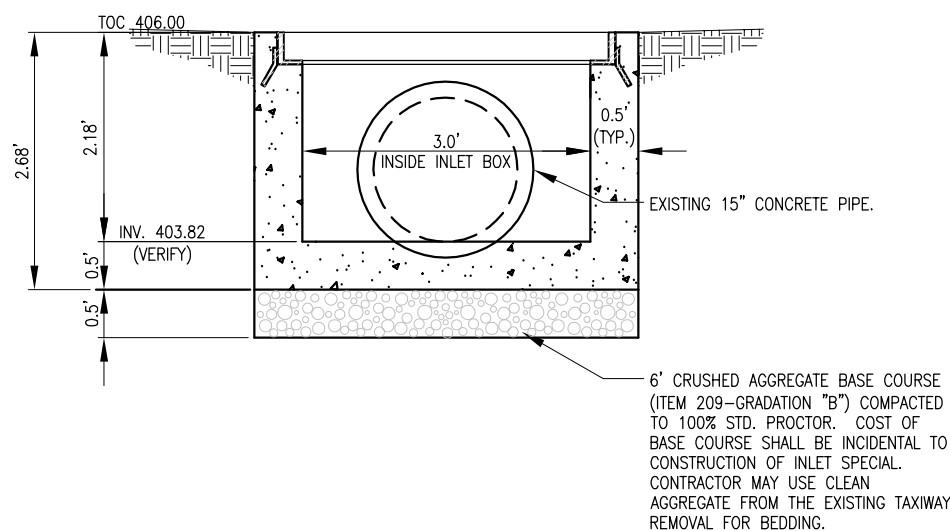
LEGEND

- EXISTING PAVEMENT
- PROPOSED IMPROVEMENTS
- PROPOSED INLET
- EXISTING INLET
- EXISTING UNDERDRAIN
- EXISTING STORM SEWER



SECTION C-C
SECTION D-D
CAST FRAME & GRATE

(NEENAH R-3807, OR APPROVED EQUAL)



SECTION B-B

INLET DETAILS
NOT TO SCALE



0' 15' 30' 60'
HALF SIZE SCALE: 1" = 60'
FULL SIZE SCALE: 1" = 30'

REMOVE TAXIWAY D

IDA No: MDH-4304

Contract No:

SBG No: SBG-TBD

NO.	DATE	DESCRIPTION		
		LAY	DWN	REV

ISSUE: MARCH 07, 2014

PROJECT NO: 13A0083D

CAD FILE: C-131-DRN.DWG

LAYOUT BY: JSL 02/27/2012

DRAWN BY: CWS 02/27/2012

REVIEWED BY: JSL 03/05/2014

© Copyright Hanson Professional Services Inc. 2014

SHEET TITLE

PROPOSED
DRAINAGE PLAN
& DETAILS