(01) CONNECTION TO EXISTING WATER MAIN, 12"
STA 128+67, 65.0' RT
N 1793680.64
E 1115862.42

(02) 12"x6" TEE, MJ
STA 128+67, 65.0' RT
N 1793680.64
E 1115862.42
INSTALL 6" PIPE AND FITTINGS AS NECESSARY
HYDRANT WITH AUXILARY VALVE AND BOX
STA 128+70, 65.0' RT
N 1793683.64
E 1115862.42

(03) PRESSURE CONNECTION
16"x12" TAPPING SLEEVE AND
12" TAPPING VALVE IN VAULT, 5' DIAMETER
STA 128+67, 60.0' LT
N 1793675.44
E 1115735.61
RIM TO MEET PROPOSED PAVEMENT GRADE

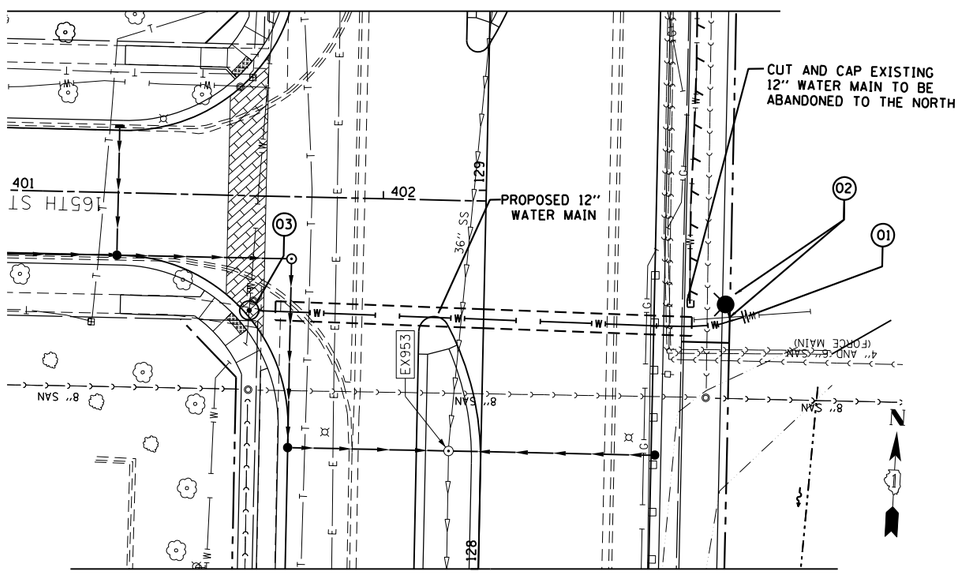

WATER MAIN CROSSING DETAIL "A"
(SEE PLAN SHEET WT-03)

(19) 16"x6" TEE, MJ
STA 142+00, 55.5' LT
N 1795007.82
E 1115695.96
INSTALL 6" PIPE AND FITTINGS AS NECESSARY
HYDRANT WITH AUXILARY VALVE AND BOX
STA 142+00, 57.0' LT
N 1795007.82
E 1115693.96

(20) GATE VALVE IN VAULT 16"
STA 142+29, 55.5' LT
N 1795036.68
E 1115695.57

(21) 16"x12" TEE, MJ
STA 142+43, 55.5' LT
N 1795050.68
E 1115695.57
INSTALL 110' OF 12" PIPE
TO THE EAST

(22) CONNECTION TO EXISTING
WATER MAIN
STA 142+43, 55.0' RT
N 1795054.03
E 1115805.61

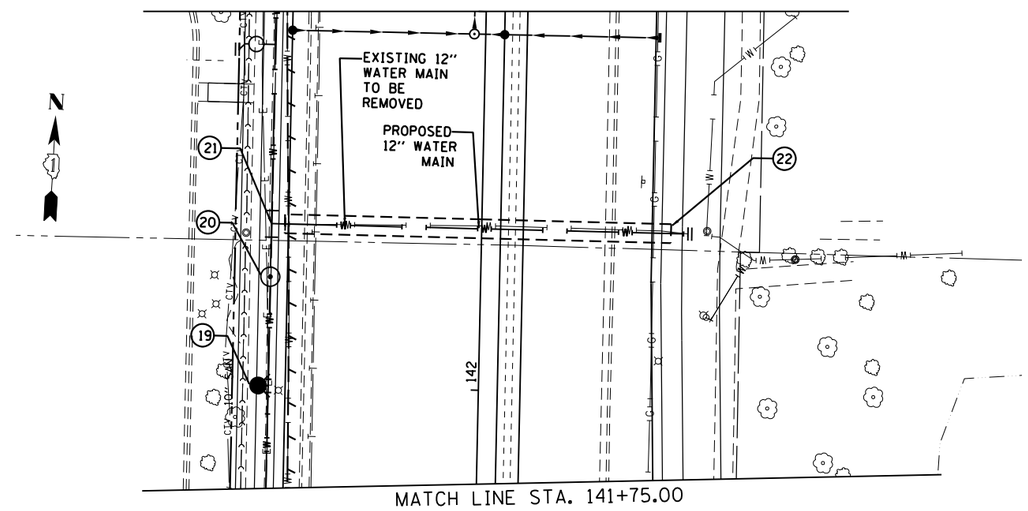

WATER MAIN CROSSING DETAIL "B"
(SEE PLAN SHEET WT-03)

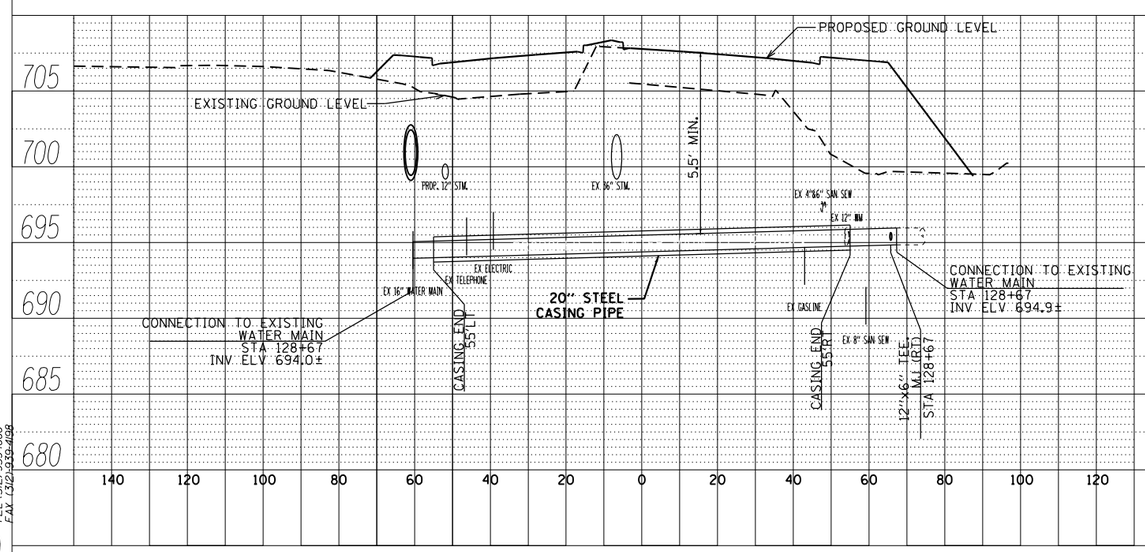

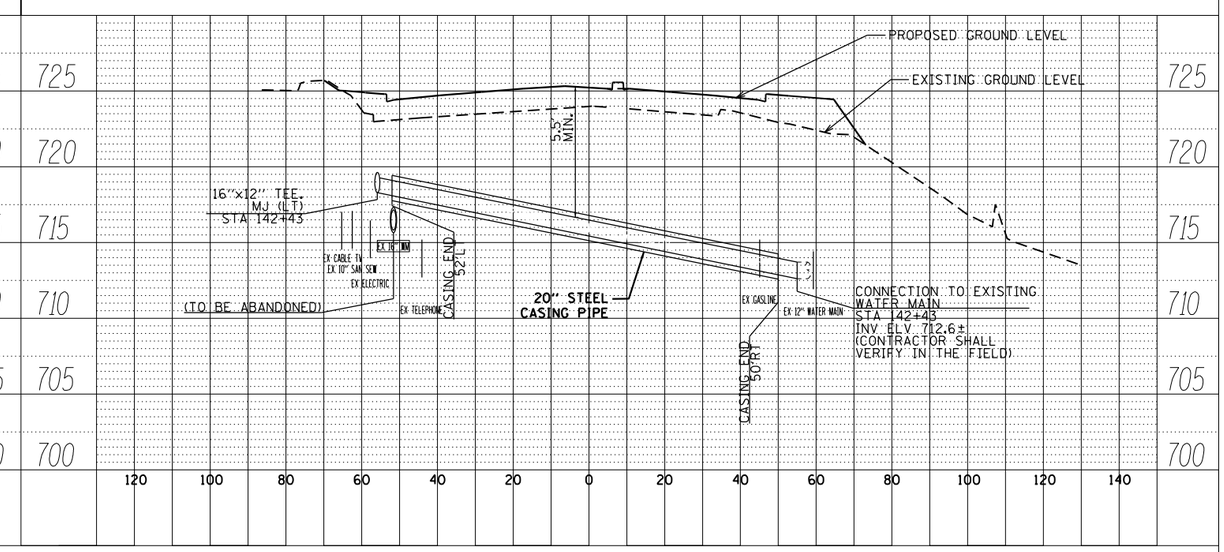

PLAN — SURVEYED / PLOTTED / ALIGNMENT CHECKED / RT. OF WAY CHECKED / CADD FILE NAME — NOTE BOOK NO. ____ — BY — DATE

PROFILE — SURVEYED / PLOTTED / GRADES CHECKED / B.M. NOTED / STRUCTURE NOTATNS CHKD — NOTE BOOK NO. ____ — BY — DATE

URS
100 S. WACKER DR.
SUITE 500
CHICAGO, IL 60606
TEL (312)939-1000
FAX (312)939-0838

FILE NAME = D160F05-SHT-WATER02.dgn	USER NAME = Anthony.Plutz	DESIGNED - DF	REVISED -
		DRAWN - DF	REVISED -
	PLOT SCALE = 40.0000 ' / in.	CHECKED - TDW	REVISED -
	PLOT DATE = 3/9/2013	DATE - 03/13/13	REVISED -

STATE OF ILLINOIS
DEPARTMENT OF TRANSPORTATION

WATER MAIN - PROPOSED PLAN AND PROFILE
US 45 (LAGRANGE ROAD)

SCALE:1"=40'H;1"=5'V | SHEET NO. 2 OF 10 SHEETS | STA. | TO STA.

F.A.P RTE.	SECTION	COUNTY	TOTAL SHEETS	SHEET NO.
330	103R-3	COOK	932	357
	WT-02	CONTRACT NO. 60F05		
		ILLINOIS FED. AID PROJECT		