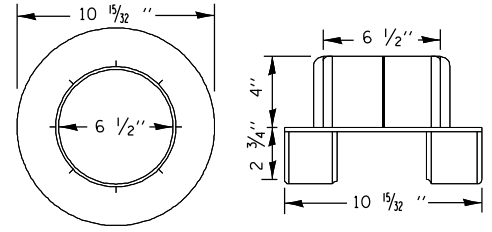


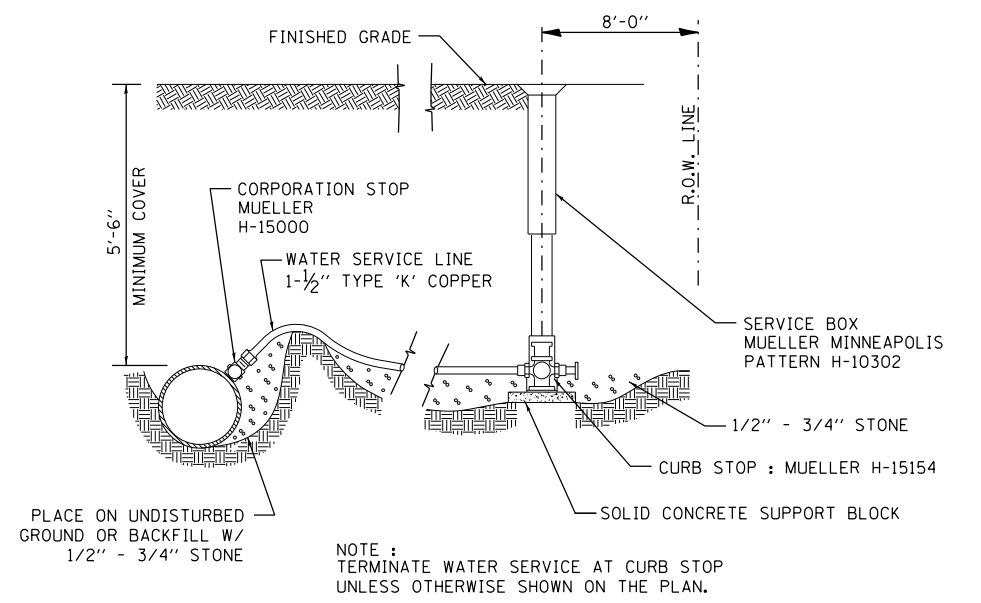
HYDRANT - (E.J.I.W. WATERMASTER 5BR250)  
 PAINTED SAFETY YELLOW  
 BREAKABLE FLANGE AND COUPLING  
 2 - 2 1/2" AND 1 - 4 1/2" HOSE NOZZLE ALL  
 WITH NATIONAL STANDARD THREADS



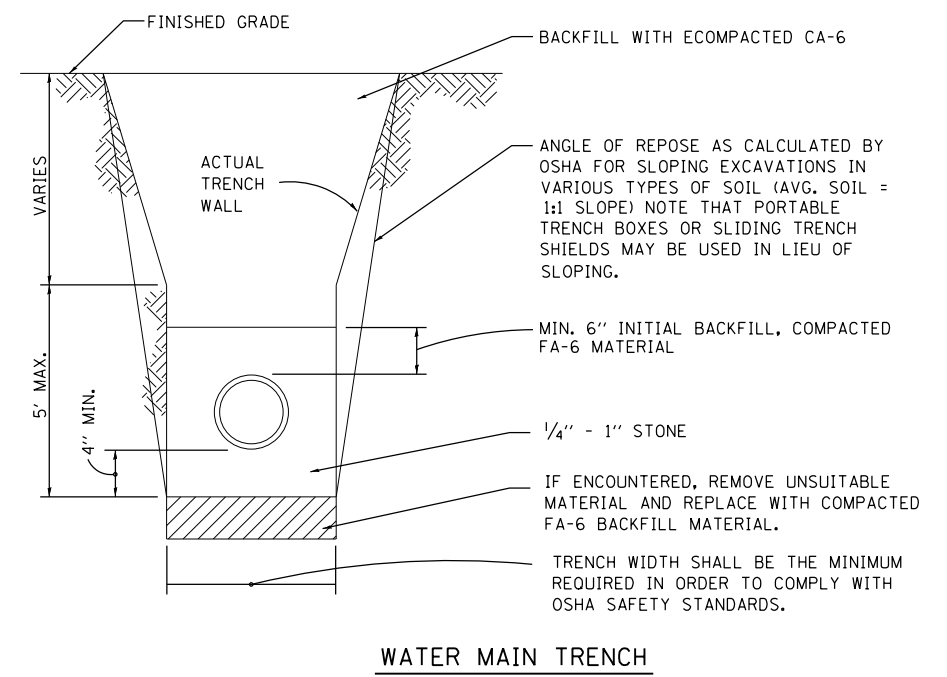
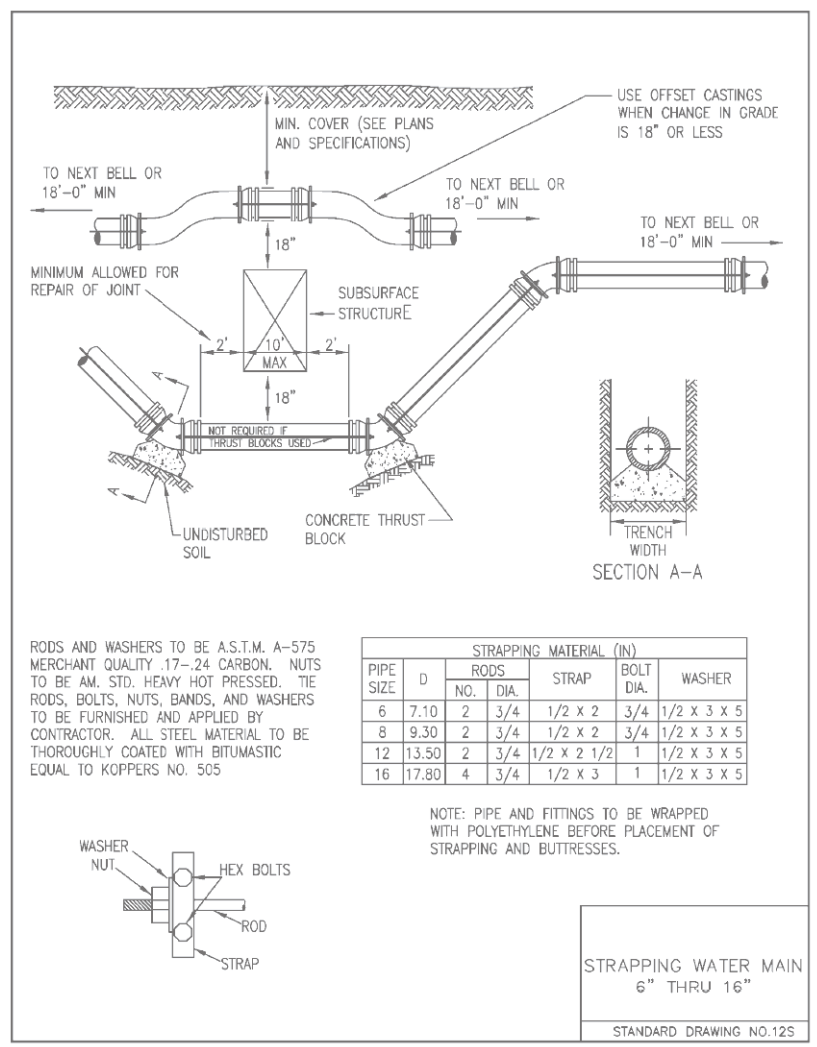
VALVE STABILIZER DETAIL

- CONTRACTOR MUST ENSURE HYDRANT WILL BE 2' MINIMUM FROM PROPOSED FACE OF ROADWAY CURB AND 6" MINIMUM FROM SIDEWALK/TRAIL.
- FIRE HYDRANTS MAY BE PLACED IMMEDIATELY ADJACENT TO THE ROADWAY R.O.W. IF ALL CLEARANCES ARE MET.

HYDRANT INSTALLATION



WATER SERVICE CONNECTION (SMALLER THAN 2-INCHES)



WATER MAIN TRENCH

100 S. WACKER DR.  
 SUITE 600  
 CHICAGO, IL 60606  
 TEL (312) 939-1000  
 FAX (312) 939-4998



FILE NAME = D:\160F05-SHT-WATER10.dgn	USER NAME = Anthony.Plutz	DESIGNED - DF	REVISED -
PLOT SCALE = 40.0000' / in.	CHECKED - TDW	DRAWN - DF	REVISED -
PLOT DATE = 3/9/2013	DATE - 03/13/13		REVISED -

STATE OF ILLINOIS  
 DEPARTMENT OF TRANSPORTATION

WATER MAIN DETAILS

SCALE: NO SCALE SHEET 10 OF 10 SHEETS STA. TO STA.

F.A.P. RTE. 330	SECTION 103R-3	COUNTY COOK	TOTAL SHEETS 932	SHEET NO. 365
WT-10		CONTRACT NO. 60F05		

ILLINOIS FED. AID PROJECT