




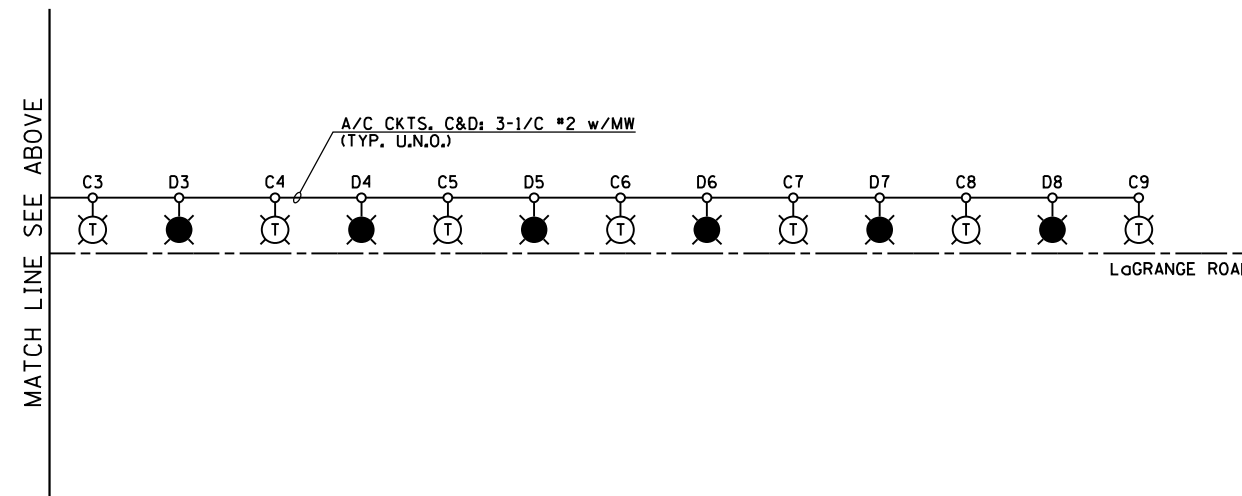
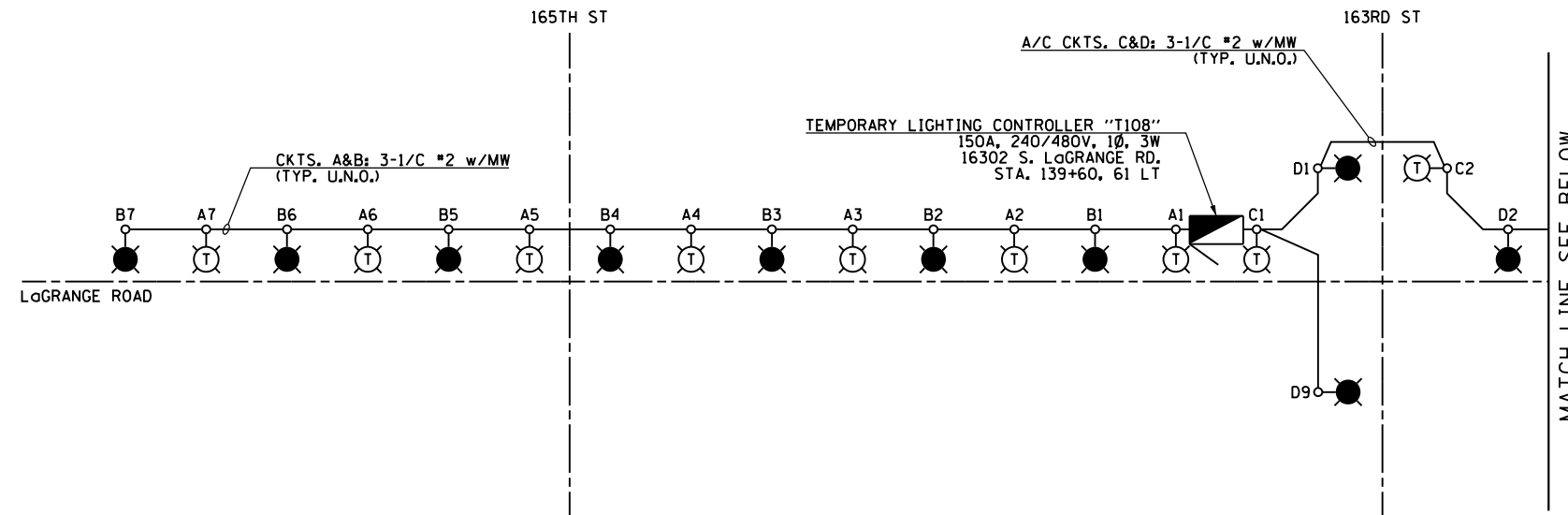
LEGEND:

-  TEMPORARY LIGHTING UNIT: 400W, 240V PHASE TO NEUTRAL, HPS LUMINAIRE WITH TYPE III DISTRIBUTION, 60'-0" CLASS 4 WOOD POLE, 47'-6" MOUNTING HEIGHT, 12'-0" MAST ARM, WITH 5A FUSES (RED PHASE-OPEN SYMBOL, BLACK PHASE-SHADED SYMBOL)
-  TEMPORARY ROADWAY LIGHTING CONTROLLER 150A, 240/480V, 1Ø, 3W
-  TEMPORARY AERIAL CABLE AND MESSENGER WIRE AS IDENTIFIED

NOTES:

1. SEE DRAWING E-1 FOR ELECTRICAL ABBREVIATIONS. SEE DRAWING E-2 FOR ELECTRICAL GENERAL NOTES.
2. COLOR CODING OF CONDUCTORS FOR 240/480V, 1Ø, 3W LIGHTING SYSTEM IS AS FOLLOWS:

- "A" PHASE - RED
- "B" PHASE - BLACK
- NEUTRAL - WHITE
- GROUND - GREEN



TEMPORARY LIGHTING CONTROLLER T108 WIRING DIAGRAM
N.T.S.



LIGHTING CONTROLLER "T108" ROADWAY LIGHTING PANEL LOAD TABLE					
CIRCUIT	RED PHASE		CIRCUIT	BLACK PHASE	
	AMPS	WATTS		AMPS	WATTS
A	14	3360	B	14	3360
C	18	4320	D	18	4320
E	--	--	F	--	--
G	--	--	H	--	--
I	--	--	J	--	--
K	--	--	L	--	--
TOTAL	32	7680	TOTAL	32	7680

LOAD TABULATION IS BASED ON THE FOLLOWING:

400W HPS LUMINAIRE: 2.0A AT 240V

100 S. WACKER DR.
 SUITE 500
 CHICAGO, IL 60606
 TEL (312) 935-1000
 FAX (312) 935-4198
URS

FILE NAME = D160F05-SHT-E16.dgn	USER NAME = Frank_Stallone	DESIGNED - MAE	REVISED -	STATE OF ILLINOIS DEPARTMENT OF TRANSPORTATION	US 45 (LaGRANGE ROAD) LIGHTING CONTROLLER "T108" PRE-STAGE & STAGE 1 WIRING DIAGRAM	F.A.P. RTE. = 330	SECTION = 103R-3	COUNTY = COOK	TOTAL SHEETS = 932	SHEET NO. = 542		
SHT.PLAN	PLOT SCALE = 2.000000' / in.	CHECKED - DAD	REVISED -			E-16		CONTRACT NO. 60F05		ILLINOIS FED. AID PROJECT		
	PLOT DATE = 3/14/2013	DATE = 03/13/13	REVISED -			SCALE: NONE	SHEET 1 OF 1 SHEETS	STA.	TO STA.			