

NOTES:

- SEE DRAWING E-1 FOR ELECTRICAL SYMBOL LIST AND ABBREVIATIONS. SEE DRAWING E-2 FOR ELECTRICAL GENERAL NOTES.
- THE COST OF CONTROLLER MOUNTING HARDWARE AND RELATED APPURTENANCES SHALL BE INCLUDED IN "TEMPORARY LIGHTING CONTROLLER" PAY ITEM.
- SEE DRAWING E-20 FOR CONTROLLER CABINET DETAILS.
- THE CONTROLLER SHALL BE SUITABLE FOR USE AS SERVICE EQUIPMENT PER NEC 230.66.
- THE COST OF WOOD POLE AND ALL NECESSARY CABLES AND CONDUITS SHALL BE INCLUDED IN THE COST OF "ELECTRIC SERVICE INSTALLATION" PAY ITEM. SEPARATE PAYMENT WILL NOT BE MADE.
- THE COST OF GROUND ROD AND ASSOCIATED GROUND WIRE AND PVC CONDUIT SHALL BE INCLUDED IN "ELECTRIC SERVICE INSTALLATION" PAY ITEM.
- THE COST OF ELECTRIC CABLE ASSEMBLIES SHALL BE CONSIDERED INCIDENTAL TO THE "AERIAL CABLE, 3-1/C NO. 2 WITH MESSENGER WIRE" PAY ITEM. SEPARATE PAYMENT WILL NOT BE MADE.

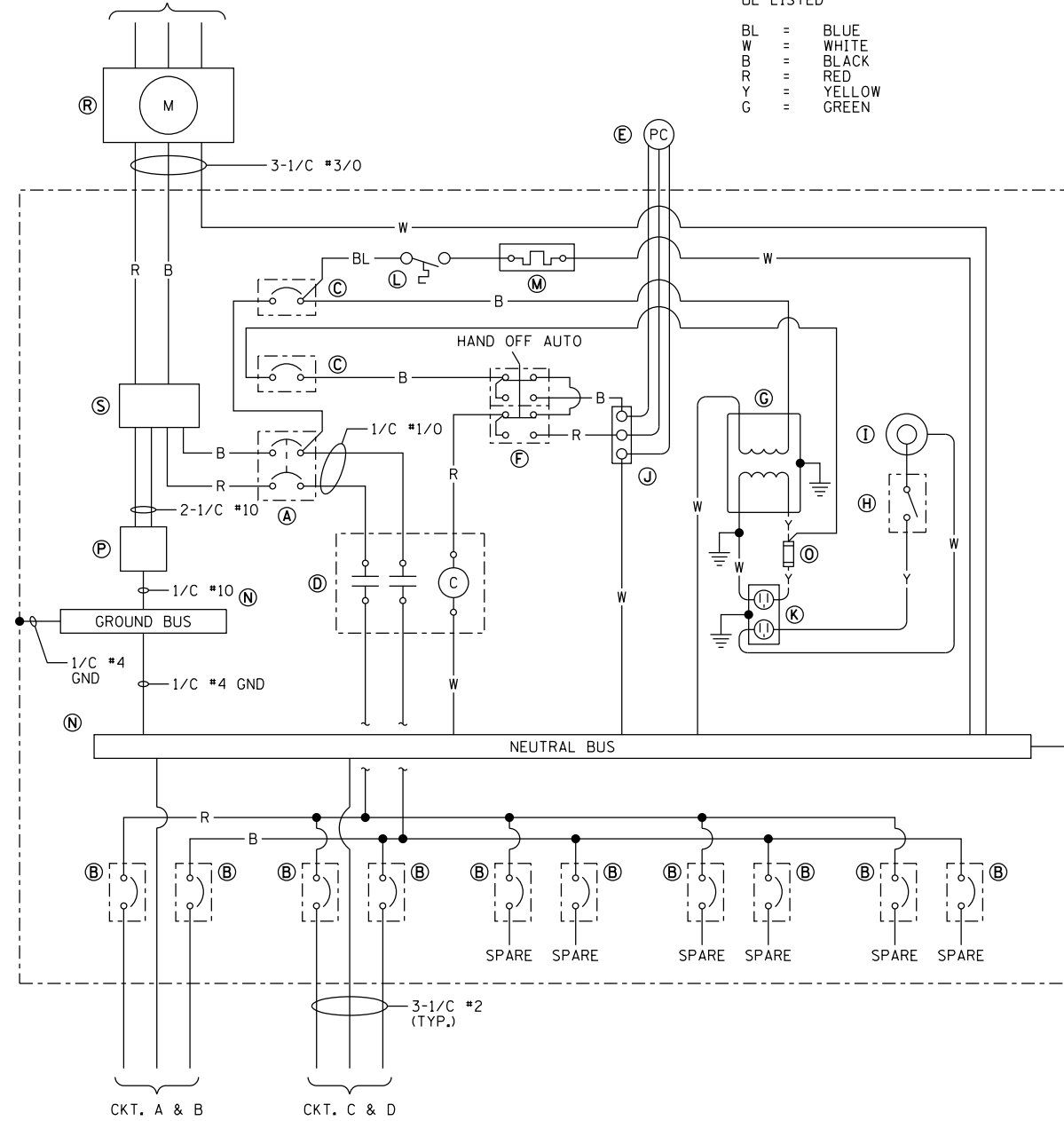
BILL OF MATERIALS

ITEM	QTY.	DESCRIPTION
(A)	1	MAIN CIRCUIT BREAKER, MOLDED CASE, THERMAL MAGNETIC, 150 AMPERE, 480 VOLT, 2-POLE, NON-INTERCHANGEABLE TRIP, INTERRUPTING RATING 25,000 AMPERES AT 480 VOLTS
(B)	10	CUTLER HAMMER, GHB1040, 1-POLE, 40 AMPERE, 240 VOLT, BOLT-ON BRANCH CIRCUIT BREAKER, INTERRUPTING RATING 14,000 AMPERES AT 277 VOLTS (6 SPARE)
(C)	2	CUTLER HAMMER, EHD1015, 1-POLE, 15 AMPERE, 240 VOLT CIRCUIT BREAKER, INTERRUPTING RATING 14,000 AMPERES AT 277 VOLTS
(D)	1	CUTLER HAMMER, A202K4BA, 2-POLE, 200 AMPERE, 120 VOLT COIL CONTACTOR
(E)	1	NITELIGHTER, FA105M, PHOTOCCELL (MOUNTED ON THE TOP OF CONTROL CABINET)
(F)	1	SQUARE D, 9001KYK111, HAND-OFF-AUTO SELECTOR SWITCH
(G)	1	JEFFERSON, 21-0071-055, 1 KILOVOLT-AMPERE TRANSFORMER
(H)	1	OMRON, A20G07BK, DOOR SWITCH
(I)	1	LEVITON, 29816-C, LIGHT FIXTURE
(J)	1	CINCH, 3 POINT TERMINAL BLOCK
(K)	1	LEVITON, 6599, 15 AMPERE GROUND FAULT CIRCUIT INTERRUPTOR RECEPTACLE, WITH WEATHERPROOF COVER
(L)	1	WHITE-RODGERS, #2E552, 0-50 DEGREE THERMOSTAT
(M)	1	VULCAN #OS1408-250B 250 WATT STAINLESS STEEL HEATER
(N)	2	COPPER GROUND AND NEUTRAL BUS, MINIMUM 1/4"x1"x12"
(O)	1	BUSSMANN, KTK15, FUSE
(P)	1	BRACKET MOUNTED SURGE ARRESTER FOR 480/240 VOLT, 3-WIRE SERVICE
(R)	1	METER SOCKET FOR ELECTRIC UTILITY COMPANY METER
(S)	1	MARATHON, #1402401, 175A, 2-POLE, 600 VOLT POWER DISTRIBUTION BLOCK
(T)	1	COPPER-CLAD GROUND ROD, 5/8"x10'

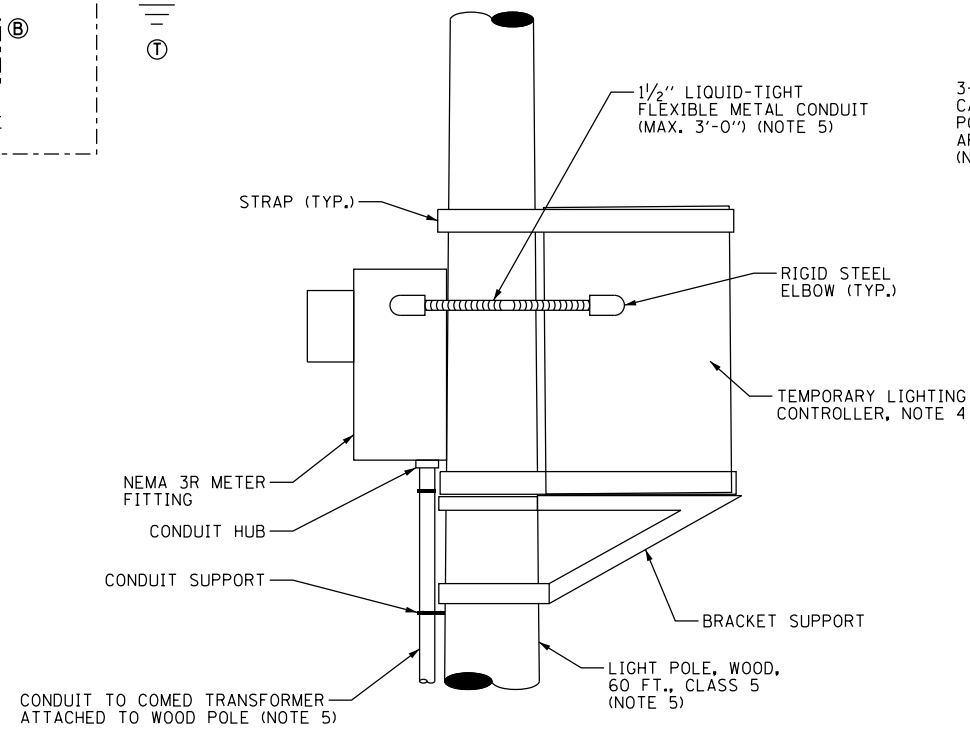
ELECTRICAL SERVICE FROM COMED
150A, 240/480V, 1Ø, 3W

POWER WIRING: RHH/RHW
CONTROL WIRING: #12 MTW
NEUTRAL BUS COLOR CODED WHITE
GROUND BUS COLOR CODED GREEN
UL LISTED

BL = BLUE
W = WHITE
B = BLACK
R = RED
Y = YELLOW
G = GREEN

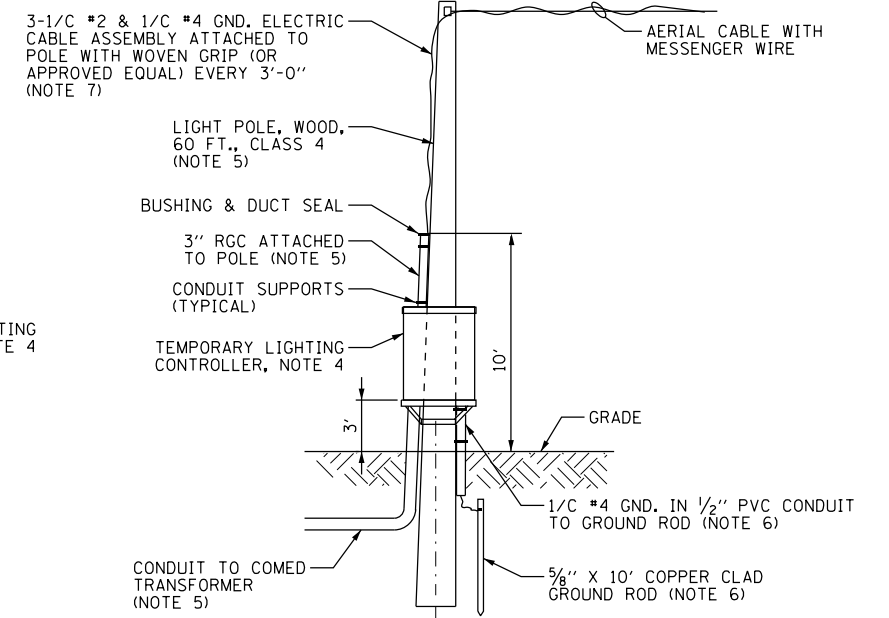


1/C #4 GND IN 1/2" PVC CONDUIT



TEMPORARY LIGHTING CONTROLLER
INSTALLATION DETAIL

N.T.S.



TEMPORARY LIGHTING CONTROLLER
WIRING AND SERVICE INSTALLATION DETAIL

N.T.S.

100 S. WACKER DR.
SUITE 600
CHICAGO, IL 60606
TEL (312) 939-1000
FAX (312) 939-4998

URS

FILE NAME =	USER NAME = Frank.Stallone	DESIGNED - MAE	REVISED -
D160F05-SHT-E22.dgn		DRAWN - WM	REVISED -
	PLOT SCALE = 2.0000' / in.	CHECKED - DAD	REVISED -
SHT.PLAN	PLOT DATE = 3/14/2013	DATE - 03/13/13	REVISED -

STATE OF ILLINOIS
DEPARTMENT OF TRANSPORTATION

US 45 (LaGRANGE ROAD)
TEMPORARY LIGHTING CONTROLLER DETAILS & DIAGRAMS

SCALE: NONE SHEET 1 OF 1 SHEETS STA. TO STA.

F.A.P. RTE.	SECTION	COUNTY	TOTAL SHEETS	SHEET NO.
330	103R-3	COOK	932	548
E-22		CONTRACT NO. 60F05		
ILLINOIS FED. AID PROJECT				