

**PARKING LOT PAVEMENT REMOVAL**

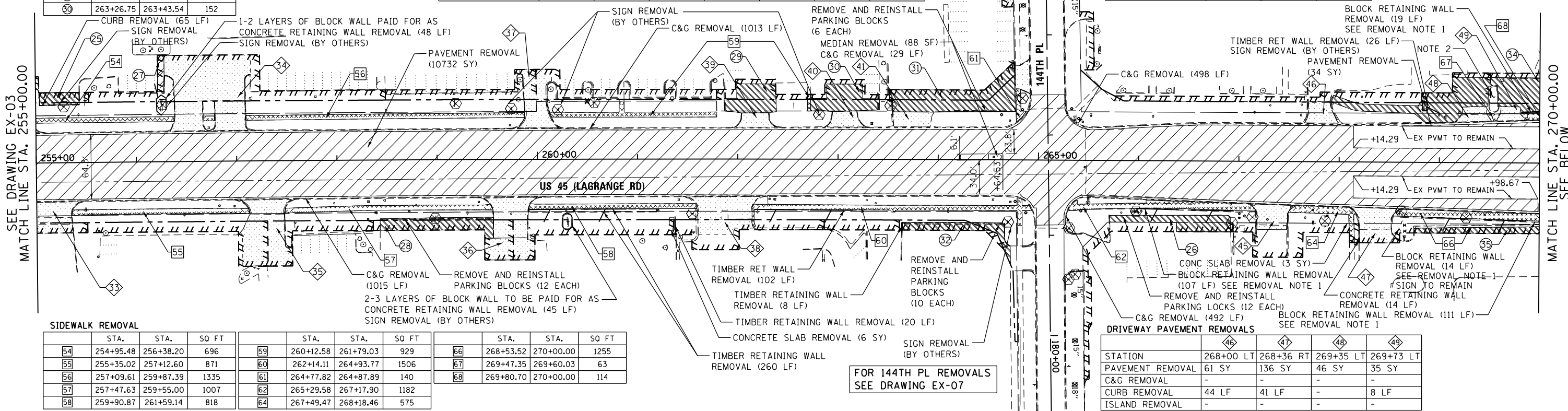
	STA.	STA.	SQ YD
25	255+03.70	255+43.49	54
26	265+71.46	266+92.09	148
27	257+14.35	257+23.71	26
28	258+42.53	259+56.06	161
29	262+38.42	262+69.79	144
30	263+26.75	263+43.54	152

**DRIVEWAY PAVEMENT REMOVALS**

	STA.	STA.	SO YD	STA.	STA.	SO YD	
31	263+50.69	264+77.28	353	32	263+64.60	264+72.38	117
32	267+92.23	270+00.00	454	33	268+75.38	270+00.00	81

**DRIVEWAY PAVEMENT REMOVALS**

	STA.	STA.	SO YD					
33	255+16 RT	256+76 LT	257+29 RT	259+71 RT	259+98 LT	261+87 RT	262+18 LT	
34	256+76 LT	257+29 RT	259+71 RT	259+98 LT	261+87 RT	262+18 LT		
35	257+29 RT	259+71 RT	259+98 LT	261+87 RT	262+18 LT			
36	259+71 RT	259+98 LT	261+87 RT	262+18 LT				
37	261+87 RT	262+18 LT						
38	262+18 LT							
39	263+50.69	264+77.28	353	40	263+07 LT	263+74 LT	267+33 RT	
40	263+07 LT	263+74 LT	267+33 RT	41	263+74 LT	267+33 RT		
41	263+74 LT	267+33 RT		42	267+33 RT			
42	267+33 RT			43	268+00 LT	268+36 RT	269+35 LT	269+73 LT
43	268+00 LT	268+36 RT	269+35 LT	44	268+36 RT	269+35 LT	269+73 LT	
44	268+36 RT	269+35 LT	269+73 LT	45	269+35 LT	269+73 LT		
45	269+35 LT	269+73 LT						



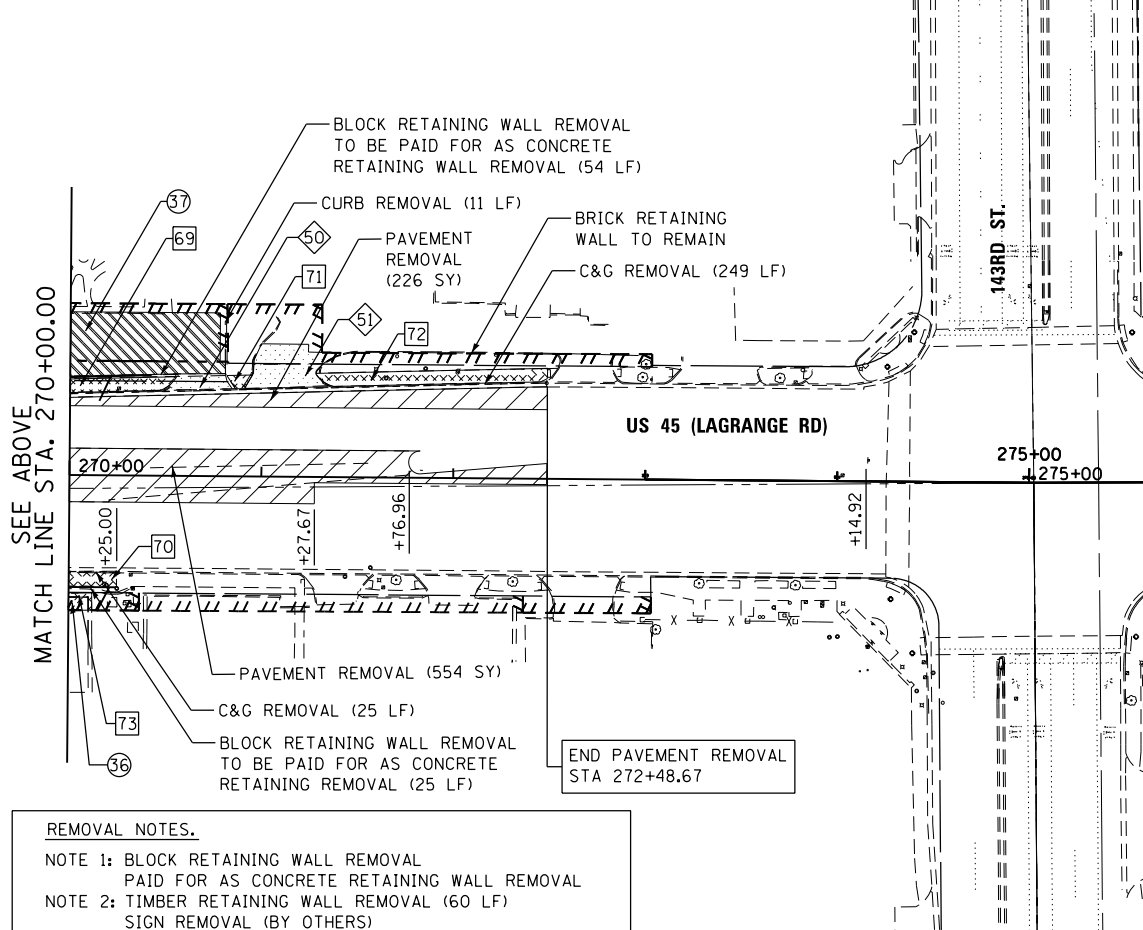
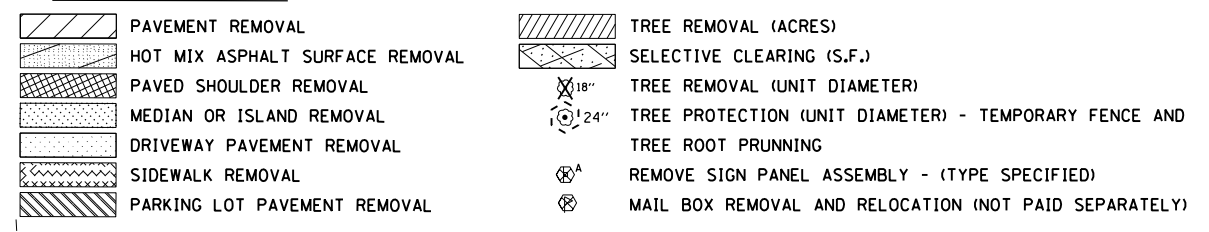
**SIDEWALK REMOVAL**

	STA.	STA.	SQ FT		STA.	STA.	SQ FT		STA.	STA.	SQ FT
54	254+95.48	256+38.20	696	59	260+12.58	261+79.03	929	66	268+53.52	270+00.00	1255
55	255+35.02	257+12.60	871	60	262+14.11	264+93.77	1506	67	269+47.35	269+60.03	63
56	257+09.61	259+87.39	1335	61	264+77.82	264+87.89	140	68	269+80.70	270+00.00	114
57	257+47.63	259+55.00	1007	62	265+29.58	267+17.90	1182				
58	259+90.87	261+59.14	818	64	267+49.47	268+18.46	575				

**DRIVEWAY PAVEMENT REMOVALS**

	STA.	STA.	SO FT
69	270+00.00	270+55.17	367
70	270+00.00	271+26.68	184
71	270+81.58	270+94.95	63
72	271+28.02	272+48.60	820
73	270+00.00	270+12.15	39
74	DELETED		

**REMOVAL LEGEND**



**REMOVAL NOTES.**  
 NOTE 1: BLOCK RETAINING WALL REMOVAL PAID FOR AS CONCRETE RETAINING WALL REMOVAL  
 NOTE 2: TIMBER RETAINING WALL REMOVAL (60 LF) SIGN REMOVAL (BY OTHERS)

**DRIVEWAY PAVEMENT REMOVALS**

	STA.	STA.	SO YD
50	270+68 LT	271+13 LT	DELETED
51	271+13 LT	DELETED	DELETED
52	DELETED	DELETED	DELETED
53	DELETED	DELETED	DELETED

**PARKING LOT PAVEMENT REMOVAL**

	STA.	STA.	SO YD
36	270+00.00	270+10.27	8
37	270+00.00	270+80.93	284

- NOTES:**
- THE CONTRACTOR SHALL CONTACT THE ROADSIDE DEVELOPMENT UNIT IN THE BUREAU OF MAINTENANCE AT (847) 705-4171 AT LEAST 72 HOURS IN ADVANCE OF SELECTIVE CLEARING WORK TO ASSIST WITH MARKING OF TREES TO BE SAVED.
  - TEMPORARY FENCE USED IN TREE PROTECTION SHALL BE LOCATED A MINIMUM OF 1 FOOT OUTSIDE THE DRIPLINE OF THE TREE TO BE PROTECTED AND IN NO CASE CLOSER THAN 5 FEET TO THE TRUNK OF ANY TREE.
  - IN AREAS OF SELECTIVE CLEARING, MULCH METHOD 2 (ACRES) AND WEED CONTROL, PRE-EMERGENT GRANULAR HERBICIDE (ACRES) IS TO BE APPLIED.
  - SEE EROSION CONTROL PLANS FOR TEMPORARY FENCE LIMITS AND "NO INTRUSION" SIGNING LOCATIONS.

100 S. WACKER DR.  
 SUITE 600  
 CHICAGO, IL 60606  
 TEL (312) 939-1000  
 FAX (312) 939-4998

