




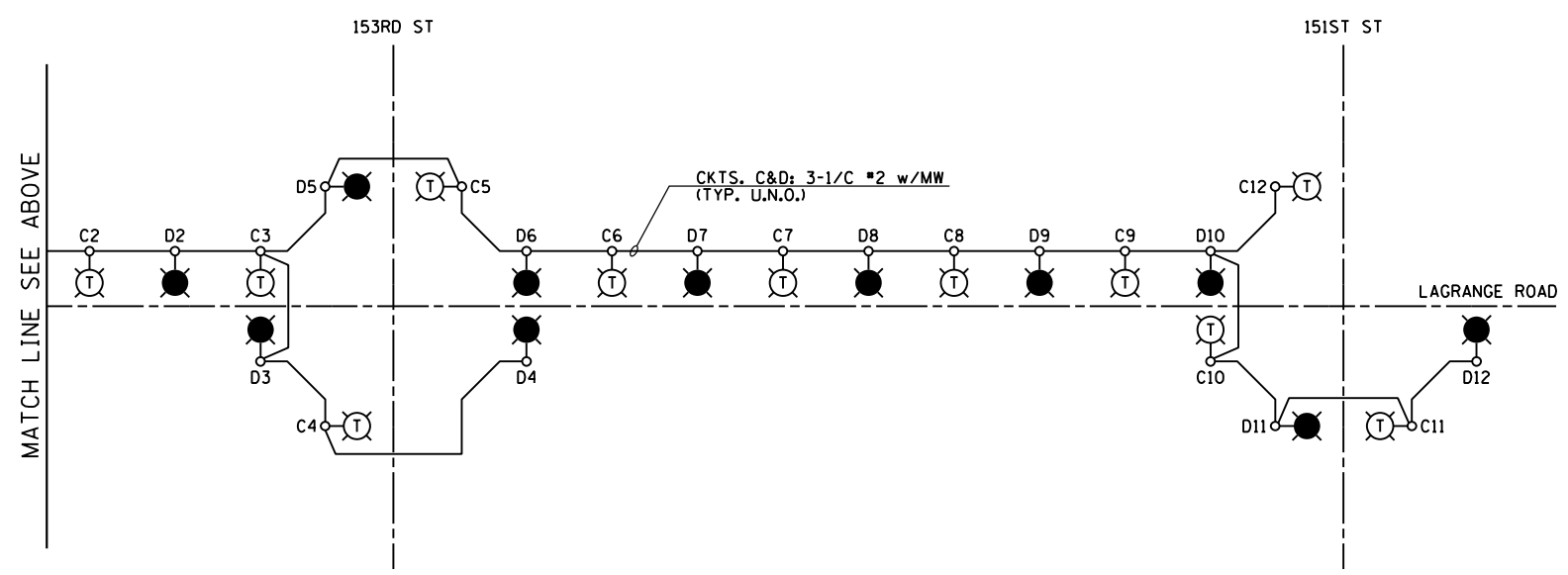
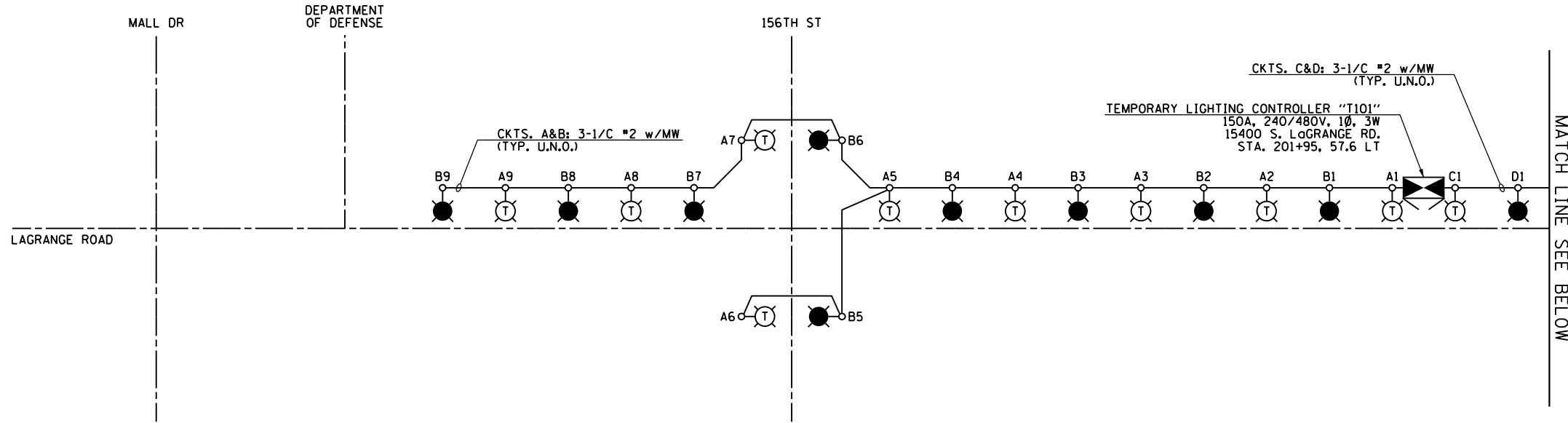
LEGEND:

-  TEMPORARY LIGHTING UNIT: 400W, 240V PHASE TO NEUTRAL, HPS LUMINAIRE WITH TYPE III DISTRIBUTION, 60'-0" CLASS 4 WOOD POLE, 47'-6" MOUNTING HEIGHT, 12'-0" MAST ARM, WITH 5A FUSES (RED PHASE-OPEN SYMBOL, BLACK PHASE-SHADED SYMBOL)
-  TEMPORARY ROADWAY LIGHTING CONTROLLER 150A, 240/480V, 1Ø, 3W
-  TEMPORARY AERIAL CABLE AND MESSENGER WIRE AS IDENTIFIED

NOTES:

1. SEE DRAWING E-1 FOR ELECTRICAL ABBREVIATIONS. SEE DRAWING E-2 FOR ELECTRICAL GENERAL NOTES.
2. COLOR CODING OF CONDUCTORS FOR 240/480V, 1Ø, 3W LIGHTING SYSTEM IS AS FOLLOWS:

"A" PHASE - RED
 "B" PHASE - BLACK
 NEUTRAL - WHITE
 GROUND - GREEN



TEMPORARY LIGHTING CONTROLLER T101 WIRING DIAGRAM
 N.T.S.



LIGHTING CONTROLLER "T101" ROADWAY LIGHTING PANEL LOAD TABLE					
CIRCUIT	RED PHASE		CIRCUIT	BLACK PHASE	
	AMPS	WATTS		AMPS	WATTS
A	18	4320	B	18	4320
C	24	5760	D	24	5760
E	--	--	F	--	--
G	--	--	H	--	--
I	--	--	J	--	--
K	--	--	L	--	--
TOTAL	42	10080	TOTAL	42	10080

LOAD TABULATION IS BASED ON THE FOLLOWING:

400W HPS LUMINAIRE: 2.0A AT 240V

100 S. WACKER DR.
 SUITE 500
 CHICAGO, IL 60606
 TEL (312) 935-1000
 FAX (312) 935-4198



FILE NAME =	USER NAME = michael_bartusiewicz	DESIGNED - JLW	REVISED -
D160M61-SHT-E43.dgn		DRAWN - CJM	REVISED -
	PLOT SCALE = 2.000000' / in.	CHECKED - KMY	REVISED -
SHT.PLAN	PLOT DATE = 3/15/2013	DATE - 03/13/2013	REVISED -

**STATE OF ILLINOIS
 DEPARTMENT OF TRANSPORTATION**

**US 45 (LaGRANGE ROAD)
 TEMPORARY LIGHTING CONTROLLER "T101" WIRING DIAGRAM**

SCALE: NONE SHEET 1 OF 1 SHEETS STA. TO STA.

F.A.P. RTE.	SECTION	COUNTY	TOTAL SHEETS	SHEET NO.
330	103R-4	COOK	877	454
E-43			CONTRACT NO. 60M61	
ILLINOIS FED. AID PROJECT				