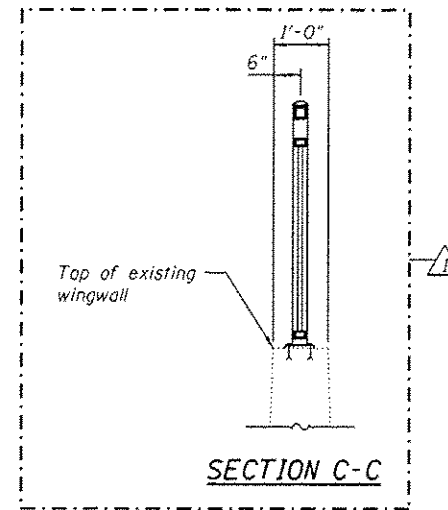
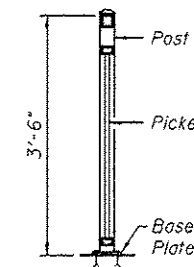


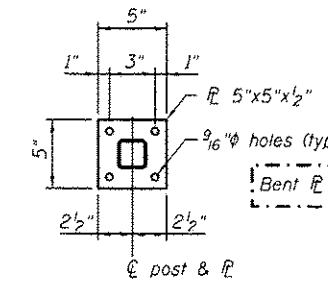
WINGWALL ELEVATION
(Front Face shown)



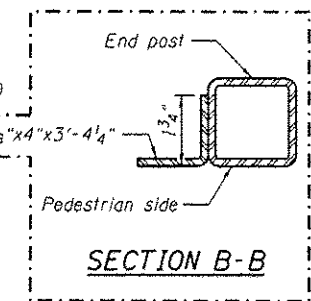
SECTION C-C



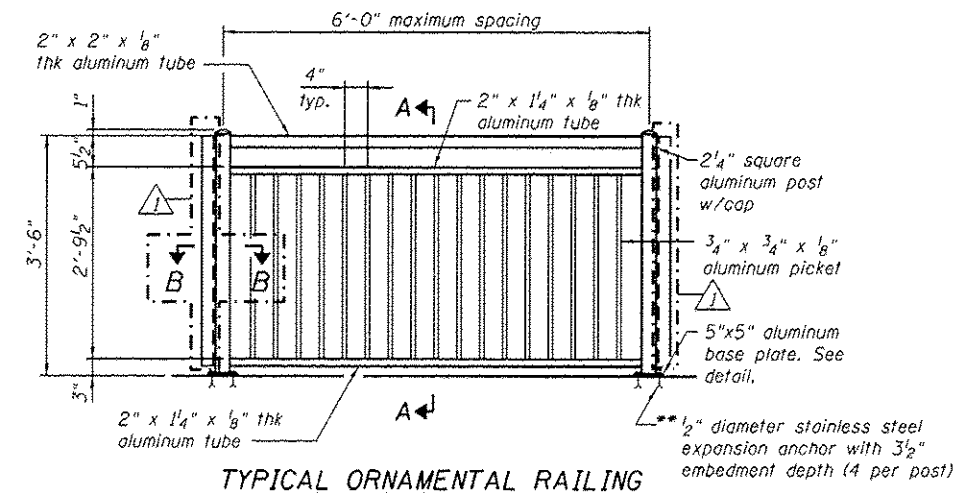
SECTION A-A



BASE PLATE DETAIL



SECTION B-B



TYPICAL ORNAMENTAL RAILING

** At existing wall, Contractor shall drill and set 1/2" ϕ anchor rods according to Article 509.06 of the Standard Specifications. Embedment shall be according to the manufacturer's specifications.

URS
100 S. WACKER DR.
CHICAGO, IL 60606
TEL (312) 939-4000
FAX (312) 939-4588

FILE NAME : 016Z003-60M62-005-Rail.dgn	USER NAME : mreolon_khan	DESIGNED - PMH	REVISED - 04/12/2013 P.M.H.
		CHECKED - NRP	REVISED -
	PLOT SCALE : 1/2" = 1'-0"	DRAWN - PMH	REVISED -
	PLOT DATE : 4/12/2013	CHECKED - NRP	REVISED -

STATE OF ILLINOIS
DEPARTMENT OF TRANSPORTATION

RAILING DETAILS
STRUCTURE NO. 016-2003

SHEET NO. 6 OF 7 SHEETS

F.A.P. RTE.	SECTION	COUNTY	TOTAL SHEETS	SHEET NO.
330	103R-5	COOK	778	408
				CONTRACT NO. 60M62
ILLINOIS FED. AID PROJECT				