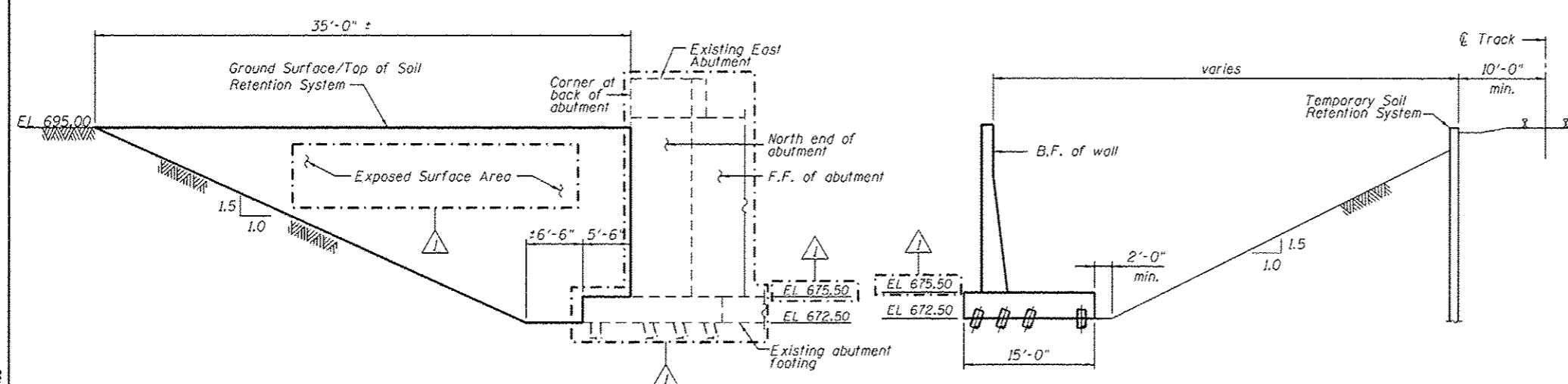
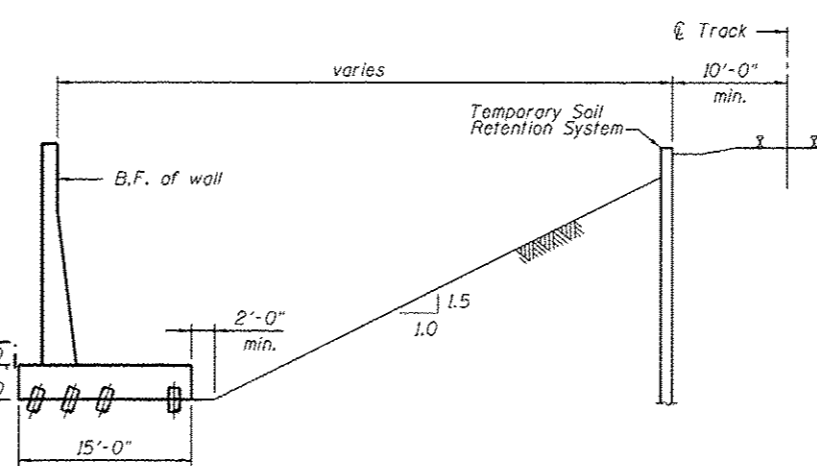


Notes:  
 1. Portions of the Temporary Soil Retention System adjacent to railroad tracks shall be designed for railroad surcharge loading.  
 2. A cantilevered sheet piling design does not appear feasible and additional members or other retention systems may be necessary. The Contractor shall submit a temporary soil retention system design including plan details and calculations for review and acceptance by the Engineer.

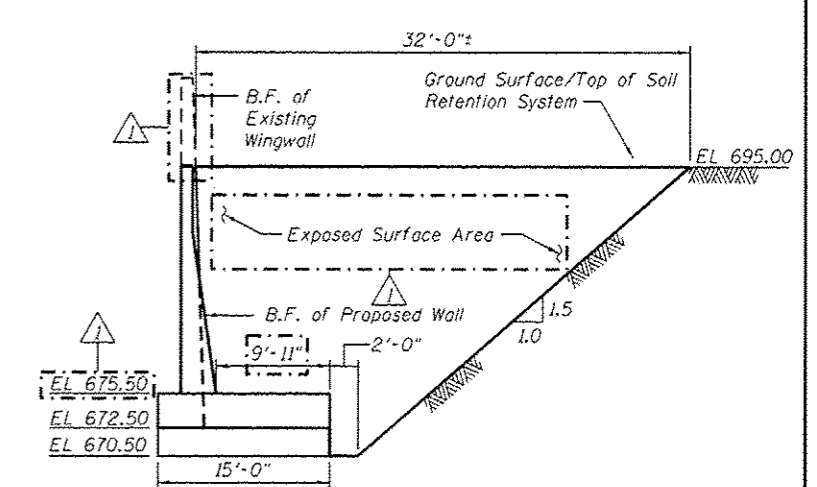
PLAN



SECTION A-A



SECTION B-B



SECTION C-C

URS  
 100 S. WACKER DR.  
 SUITE 500  
 CHICAGO, IL 60606  
 TEL 312/919-0000  
 FAX 312/919-0098

FILE NAME : 8162004-G0M52-006-Retention.dgn	USER NAME : arealon.khan	DESIGNED - MAI	REVISED - 04/12/2013 BAR	<b>STATE OF ILLINOIS DEPARTMENT OF TRANSPORTATION</b>	<b>SOIL RETENTION PLAN AND SECTION STRUCTURE NO. 016-2004</b>	F.A.P. RTE. 330	SECTION 103R-5	COUNTY COOK	TOTAL SHEETS 778	SHEET NO. 415	
PLOT SCALE : 1/8" = 1' - 0"	DRAWN - AMV	CHECKED - NPP	REVISED -			CONTRACT NO. 60M62					
PLOT DATE : 4/11/2013	CHECKED - NPP	REVISED -	REVISED -			ILLINOIS FED. AID PROJECT					
SHEET NO. 6 OF 10 SHEETS											