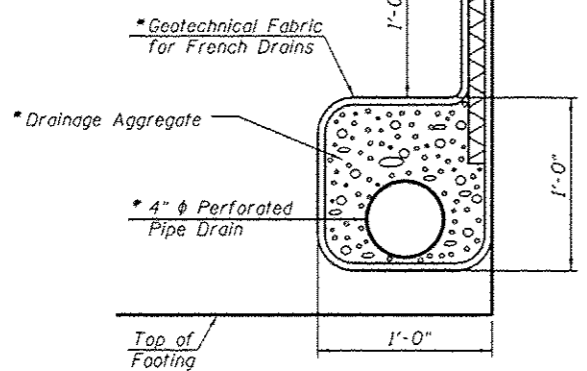


STATION 303+02.21 TO 313+20.03  
 BUILT 20\_\_ BY  
 STATE OF ILLINOIS  
 F.A.P RT. 330 SEC. 103R-5  
 LOADING HL-93  
 STR. NO. 016-2005

**NAME PLATE**  
 See Std. 515001

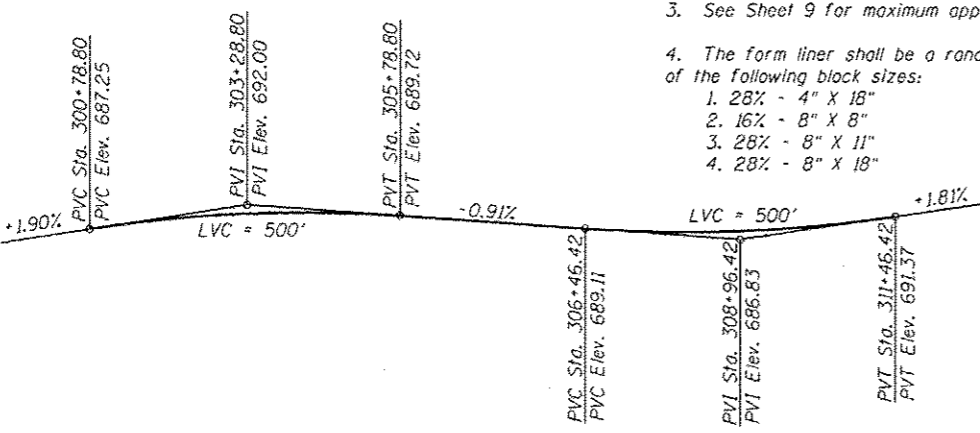


**PIPE UNDERDRAIN DETAIL**

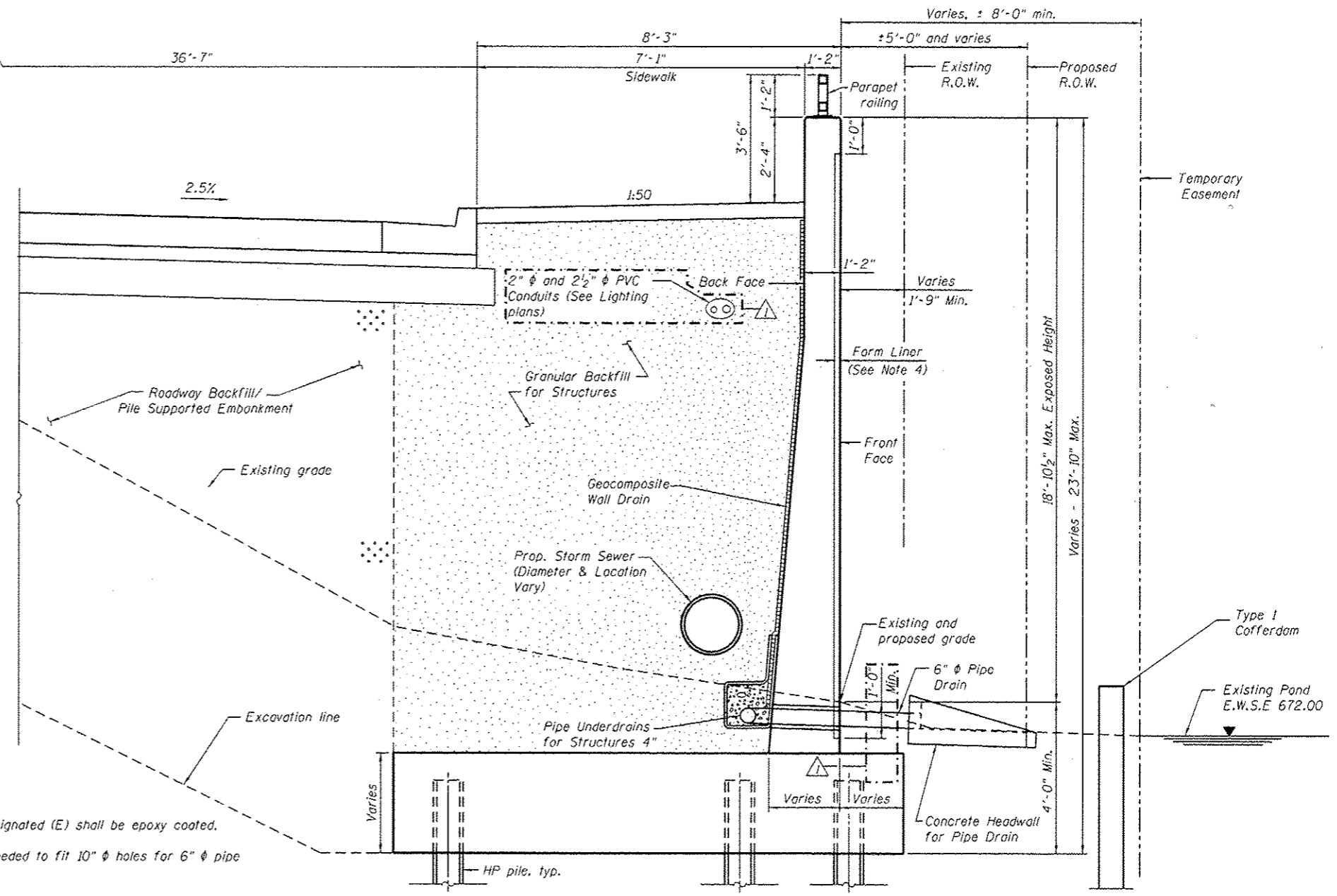
\* Included in the cost of "Pipe Underdrains for Structures 4".

**GENERAL NOTES**

1. Reinforcement bars designated (E) shall be epoxy coated.
2. Cut reinforcement as needed to fit 10"  $\phi$  holes for 6"  $\phi$  pipe drain outlets.
3. See Sheet 9 for maximum applied service bearing pressures.
4. The form liner shall be a random Ashlar blend pattern consisting of the following block sizes:
  1. 28% - 4" X 18"
  2. 16% - 8" X 8"
  3. 28% - 8" X 11"
  4. 28% - 8" X 18"



**PROFILE GRADE-PROPOSED LAGRANGE RD**  
 (along PGL roadway)



**TYPICAL SECTION THRU RETAINING WALL**

**INDEX OF SHEETS**

- |                                       |                     |
|---------------------------------------|---------------------|
| 1. General Plan & Elevation           | 12. HP Pile Details |
| 2. General Details & Bill of Material | 13. Soil Borings 1  |
| 3. Detailed Plan and Elevation 1      | 14. Soil Borings 2  |
| 4. Detailed Plan and Elevation 2      | 15. Soil Borings 3  |
| 5. Detailed Plan and Elevation 3      | 16. Soil Borings 4  |
| 6. Detailed Plan and Elevation 4      | 17. Soil Borings 5  |
| 7. Detailed Plan and Elevation 5      | 18. Soil Borings 6  |
| 8. Detailed Plan and Elevation 6      | 19. Soil Borings 7  |
| 9. Sections and Details               | 20. Soil Borings 8  |
| 10. Bill of Material                  | 21. Soil Borings 9  |

**TOTAL BILL OF MATERIAL**

ITEM	UNIT	TOTAL
Structure Excavation	Cu. Yd.	3,839
Cofferdam (Type 1) (Location - 1)	Each	1
Concrete Structures	Cu. Yd.	2,226.7
Form Liner Textured Surface	Sq. Ft.	175,812
Reinforcement Bars, Epoxy Coated	Pound	250,470
Parapet Railing	Foot	1,019
Furnishing Steel Piles HP14x73	Foot	128,498
Driving Piles	Foot	128,498
Test Pile Steel HP14x73	Each	6
Pile Shoes	Each	450
Geocomposite Wall Drain	Sq. Yd.	1,605
Granular Backfill for Structures	Cu. Yd.	4,610
Pipe Underdrains for Structures 4"	Foot	1,121
Name Plates	Each	1

**URS**  
 100 S. WACKER DR.  
 SUITE 500  
 CHICAGO, IL 60606  
 TEL (312) 939-0000  
 FAX (312) 939-1518

FILE NAME : 0162005-60M62-802-010.dgn	USER NAME : arealon.khan	DESIGNED - PMH	REVISED - 04/12/2013 K.M.P.
		CHECKED - AMK	REVISED -
		DRAWN - PMH/RJ	REVISED -
		CHECKED - AMK	REVISED -

**STATE OF ILLINOIS**  
**DEPARTMENT OF TRANSPORTATION**

**GENERAL DETAILS & BILL OF MATERIAL**  
**STRUCTURE NO. 016-2005**  
 SHEET NO. 2 OF 21 SHEETS

F.A.P. RTE. 330	SECTION 103R-5	COUNTY COOK	TOTAL SHEETS 778	SHEET NO. 421
CONTRACT NO. 60M62				ILLINOIS FED. AID PROJECT