


LANDSCAPING LEGEND

- SEEDING CLASS 2A
TOPSOIL, 6"/WEED CONTROL
- SEEDING CLASS 4
TOPSOIL, 6"/WEED CONTROL
- SEEDING CLASS 4B (MOD)
TOPSOIL, 6"/WEED CONTROL
- SODDING, SALT TOLERANT
TOPSOIL, 24" (MEDIAN ONLY)/WEED CONTROL
TOPSOIL 6" (EXCEPT MEDIAN)/WEED CONTROL
- EROSION CONTROL BLANKET
- SELECTIVE MOWING STAKE WITH
WETLAND OR PRAIRIE PLANT SIGN

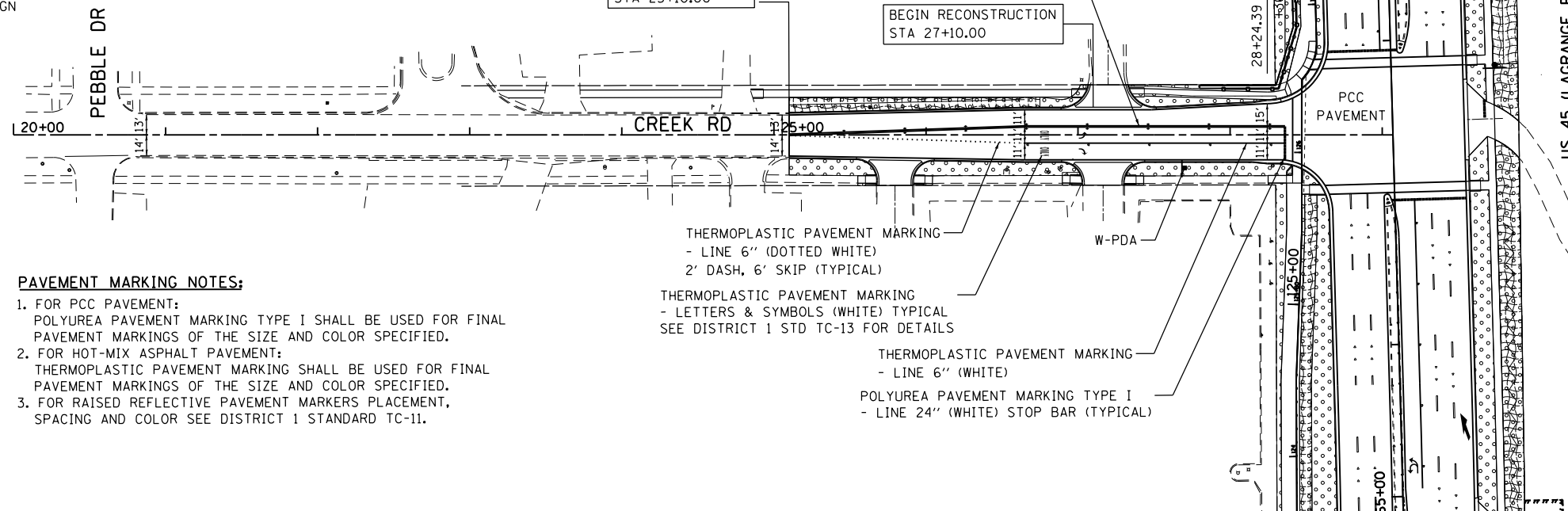
LANDSCAPING NOTES:

1. PLAN VIEW BREAKS BETWEEN SEEDING TYPES ARE APPROXIMATE. SEE PROPOSED CROSS SECTIONS FOR DETAILS.
2. MULCH METHOD 2 SHALL BE USED AT ALL SEEDING LOCATIONS NOT PROTECTED BY EROSION CONTROL BLANKET. HATCHING HAS BEEN OMITTED FOR CLARITY.
3. WEED CONTROL, NON-SELECTIVE AND NON-RESIDUAL SHOULD BE USED AT ALL SEEDING CLASS 4 AREAS ADJACENT TO WETLAND AND FOREST PRESERVE.
4. WEED CONTROL, BROADLEAF, SHOULD BE USED IN TURF AREAS INCLUDING ALL SEEDING 2A AND SODDING.
5. WEED CONTROL, TEASEL SHOULD BE USED ALONG RIGHT-OF-WAY WHERE PRESENT.



SIGNING NOTE:

ALL PRIVATE ENTRANCE SIGNS AFFECTED DURING RECONSTRUCTION SHALL BE RELOCATED AT NO ADDITIONAL COST BUT SHALL BE INCIDENTAL TO THE CONTRACT

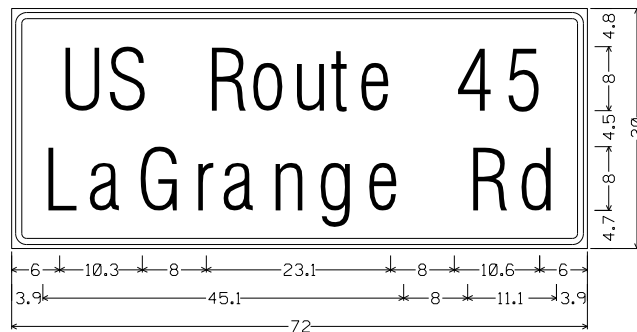


PAVEMENT MARKING NOTES:

1. FOR PCC PAVEMENT: POLYUREA PAVEMENT MARKING TYPE I SHALL BE USED FOR FINAL PAVEMENT MARKINGS OF THE SIZE AND COLOR SPECIFIED.
2. FOR HOT-MIX ASPHALT PAVEMENT: THERMOPLASTIC PAVEMENT MARKING SHALL BE USED FOR FINAL PAVEMENT MARKINGS OF THE SIZE AND COLOR SPECIFIED.
3. FOR RAISED REFLECTIVE PAVEMENT MARKERS PLACEMENT, SPACING AND COLOR SEE DISTRICT 1 STANDARD TC-11.

LEGEND

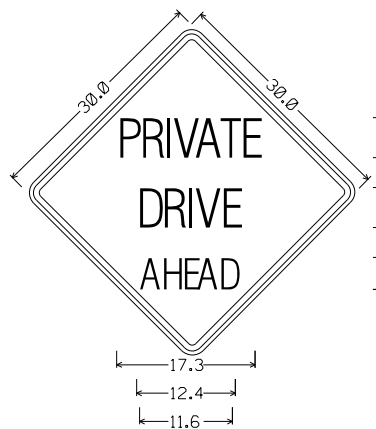
- ONE-WAY CRYSTAL MARKER
- ONE-WAY AMBER MARKER
- TWO-WAY AMBER MARKER



D3-2: 72"x30"; 1.9" Radius, 0.8" Border, 0.5" Indent, Green on Green; [US Route 45] White C 2K; [LaGrange Rd] White D 2K; Table of widths and spaces.

6.0	U	4.5	1.3	4.5	8.0	4.5	1.0	4.0	1.2	4.0	0.8	2.9	0.6	4.1		
	4			5												
3.9	L	4.9	0.7	4.5	1.6	5.4	1.6	3.0	0.6	4.6	1.5	4.7	1.2	4.8	1.3	4.7
	R			4												
	8.0			5.4		0.9		4.8		3.9						

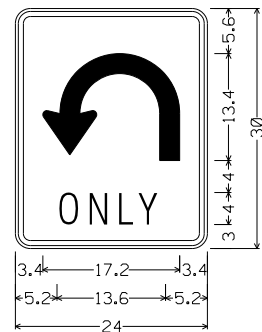
D3-2



1.5" Radius, 0.6" Border, 0.4" Indent, Black on Yellow; [PRIVATE] B 2K; [DRIVE] B 2K; [AHEAD] B 2K; Table of widths and spaces.

3.4	P	2.1	0.7	2.2	0.8	0.6	0.7	2.4	0.3	2.7	0.3	1.9	0.7	1.9	3.3
	D			R				I						V	
5.8	2.2	0.9	2.2	0.8	0.6	0.7	2.4	0.7	1.9	5.8					
	A			H				E						A	
6.2	2.2	0.5	1.7	0.9	1.5	0.4	2.1	0.6	1.7	6.2					

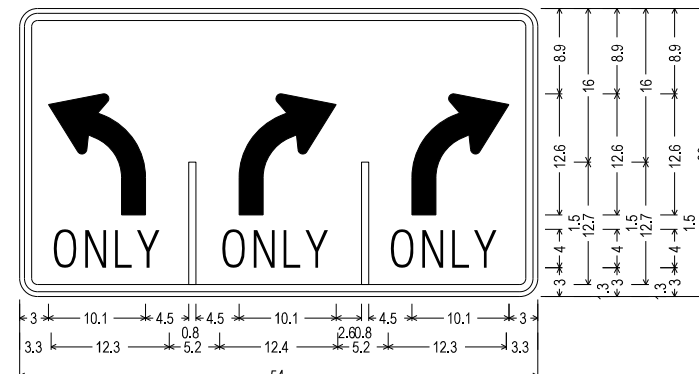
W-PDA



R3-8U .24X30; 1.9" Radius, 0.6" Border, 0.4" Indent, Black on White; UL r=5, s=2.5; [ONLY] D 2K; Table of widths and spaces.

3.4	17.2	3.4						
5.2	13.6	5.2						
	24							
5.2	2.9	0.8	2.8	0.9	2.5	0.2	3.5	5.2

R3-8U



R3-8LRR 1.9" Radius, 0.8" Border, 0.5" Indent, Black on White; R3-8 left turn arrow r=5.75, s=2.5; [ONLY] D 2K specified length; R3-8 left turn arrow r=5.75, s=2.5; [ONLY] D 2K specified length; Table of widths and spaces.

3.0	10.1	4.5	0.8	4.5	10.1	2.6	0.8	4.5	10.1	3.0		
3.3	0	2.8	0.4	N	2.7	0.4	L	2.5	0.1	Y	3.4	
	5.2	2.9	0.3	N	2.8	0.3	L	2.5	0.1	Y	3.5	
	5.2	2.8	0.4	N	2.7	0.4	L	2.5	0.1	Y	3.4	3.3

R3-8LRR

100 S. WACKER DR.
 SUITE 600
 CHICAGO, IL 60606
 TEL (312) 939-1000
 FAX (312) 939-4998

URS