

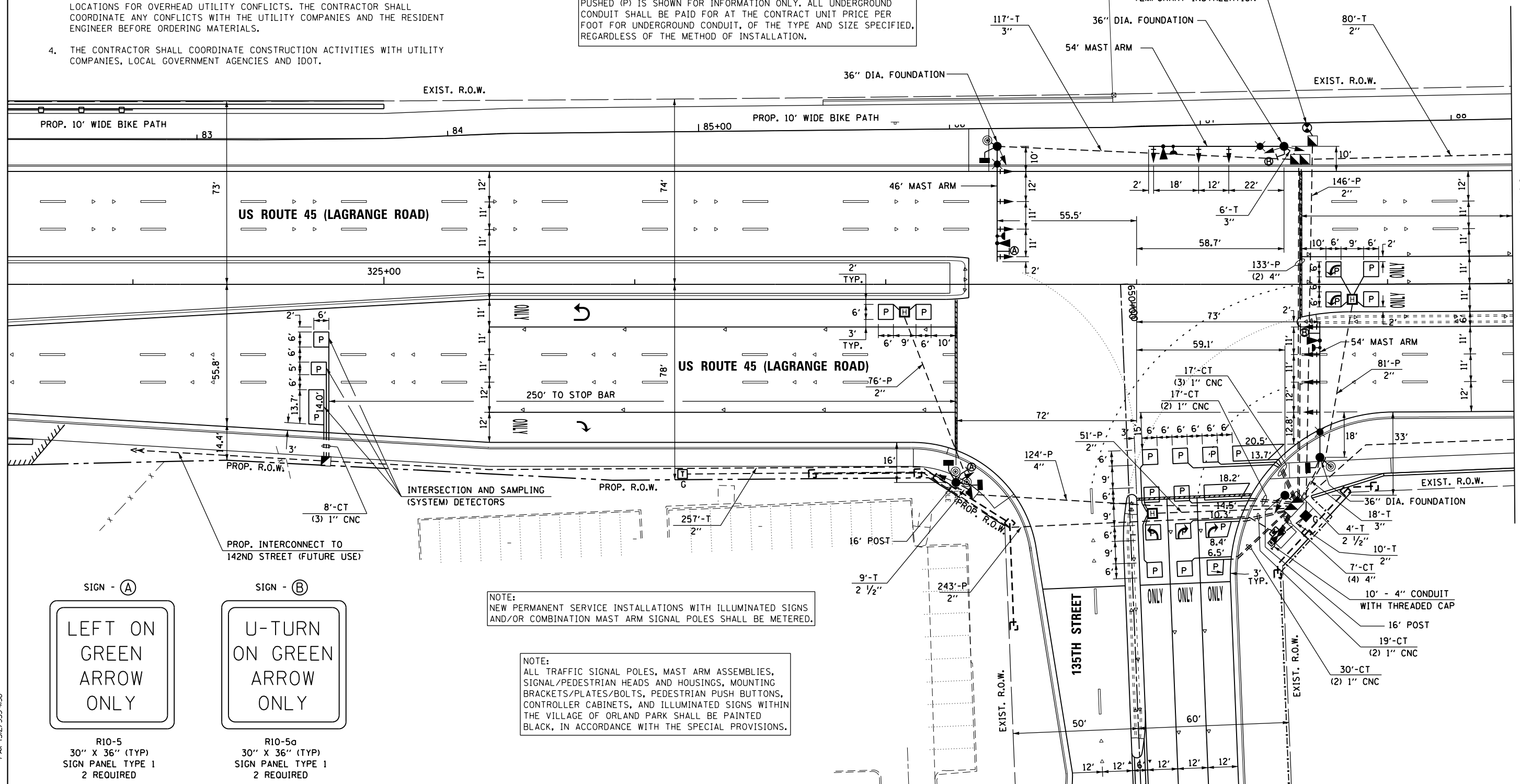
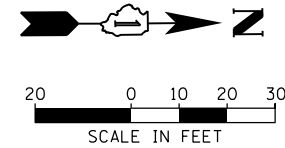
**GENERAL NOTES**

- IT SHALL BE THE CONTRACTOR'S RESPONSIBILITY TO VERIFY ALL DIMENSIONS AND CONDITIONS EXISTING IN THE FIELD PRIOR TO ORDERING MATERIALS AND BEGINNING CONSTRUCTION. THIS SHALL INCLUDE LOCATING THE MAST ARM FOUNDATIONS AND VERIFYING THE MAST ARM LENGTHS.
- THE EXACT LOCATION OF ALL UTILITIES SHALL BE FIELD VERIFIED BY THE CONTRACTOR BEFORE ORDERING ANY MATERIALS AND STARTING ANY WORK. FOR LOCATIONS OF UTILITIES, LOCALLY OWNED EQUIPMENT, LEASED ENFORCEMENT CAMERA SYSTEM FACILITIES AND IDOT UNDERGROUND FACILITIES, CONTACT THE LOCAL COUNTIES, MUNICIPALITIES AND IDOT FOR LOCATES. THE CONTRACTOR SHALL CALL 'JULIE' AT (800) 892-0123 OR 811, IN THE CITY OF CHICAGO CONTACT DIGGER AT (312) 744-7000 FOR FIELD LOCATIONS OF BURIED UTILITIES (48 HOUR NOTIFICATION REQUIRED).
- THE CONTRACTOR SHALL CHECK THE PROPOSED TRAFFIC SIGNAL EQUIPMENT LOCATIONS FOR OVERHEAD UTILITY CONFLICTS. THE CONTRACTOR SHALL COORDINATE ANY CONFLICTS WITH THE UTILITY COMPANIES AND THE RESIDENT ENGINEER BEFORE ORDERING MATERIALS.
- THE CONTRACTOR SHALL COORDINATE CONSTRUCTION ACTIVITIES WITH UTILITY COMPANIES, LOCAL GOVERNMENT AGENCIES AND IDOT.

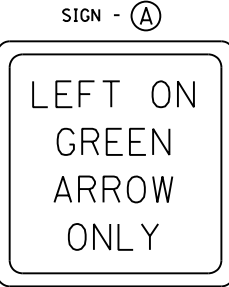
RESTORATION OF WORK AREA, RESTORATION OF THE TRAFFIC SIGNAL WORK AREA SHALL BE INCIDENTAL TO THE RELATED PAY ITEM SUCH AS FOUNDATION, CONDUIT, HANDHOLE, TRENCH AND BACKFILL, ETC., AND NO EXTRA COMPENSATION SHALL BE ALLOWED. ALL ROADWAY SURFACES SUCH AS SHOULDERS, MEDIANS, SIDEWALKS, PAVEMENT, ETC. SHALL BE REPLACED IN KIND. ALL DAMAGE TO MOWED LAWNS SHALL BE REPLACED WITH AN APPROVED SOD, AND ALL DAMAGE TO UNMOWED FIELDS SHALL BE SEEDED IN ACCORDANCE WITH STANDARD SPECIFICATIONS 252 AND 250 RESPECTIVELY.

NOTE:  
THE TRAFFIC SIGNAL CONTROLLER EQUIPMENT FOR THIS PROJECT SHALL BE "EAGLE" TO MATCH THE EXISTING ADJACENT SYSTEM.

NOTE:  
GALVANIZED STEEL CONDUIT IDENTIFIED AS IN TRENCH (T) OR PUSHED (P) IS SHOWN FOR INFORMATION ONLY. ALL UNDERGROUND CONDUIT SHALL BE PAID FOR AT THE CONTRACT UNIT PRICE PER FOOT FOR UNDERGROUND CONDUIT, OF THE TYPE AND SIZE SPECIFIED, REGARDLESS OF THE METHOD OF INSTALLATION.



MATCH LINE STA. 329+50.00  
SEE DRAWING TD-10



NOTE:  
NEW PERMANENT SERVICE INSTALLATIONS WITH ILLUMINATED SIGNS AND/OR COMBINATION MAST ARM SIGNAL POLES SHALL BE METERED.

NOTE:  
ALL TRAFFIC SIGNAL POLES, MAST ARM ASSEMBLIES, SIGNAL/PEDESTRIAN HEADS AND HOUSINGS, MOUNTING BRACKETS/PLATES/BOLTS, PEDESTRIAN PUSH BUTTONS, CONTROLLER CABINETS, AND ILLUMINATED SIGNS WITHIN THE VILLAGE OF ORLAND PARK SHALL BE PAINTED BLACK, IN ACCORDANCE WITH THE SPECIAL PROVISIONS.

**URS**  
100 S. WACKER DR.  
SUITE 600  
CHICAGO, IL 60606  
TEL (312) 935-1000  
FAX (312) 935-4998

FILE NAME = D160M62-SHT-TD09.dgn	USER NAME = Anthony.Plutz	DESIGNED - MRF	REVISED -
		DRAWN - MRF	REVISED -
		CHECKED - MJL	REVISED -
SHT.PLAN	PLOT DATE = 3/13/2013	DATE - 03/13/13	REVISED -

**STATE OF ILLINOIS  
DEPARTMENT OF TRANSPORTATION**

**TRAFFIC SIGNAL INSTALLATION PLAN  
US 45 (LAGRANGE ROAD) AND 135TH STREET**

SCALE: 1"=20' SHEET 1 OF 2 SHEETS STA. TO STA.

F.A.P. RTE.	SECTION	COUNTY	TOTAL SHEETS	SHEET NO.
330	103R-5	COOK	778	280
CONTRACT NO. 60M62				
ILLINOIS FED. AID PROJECT				