




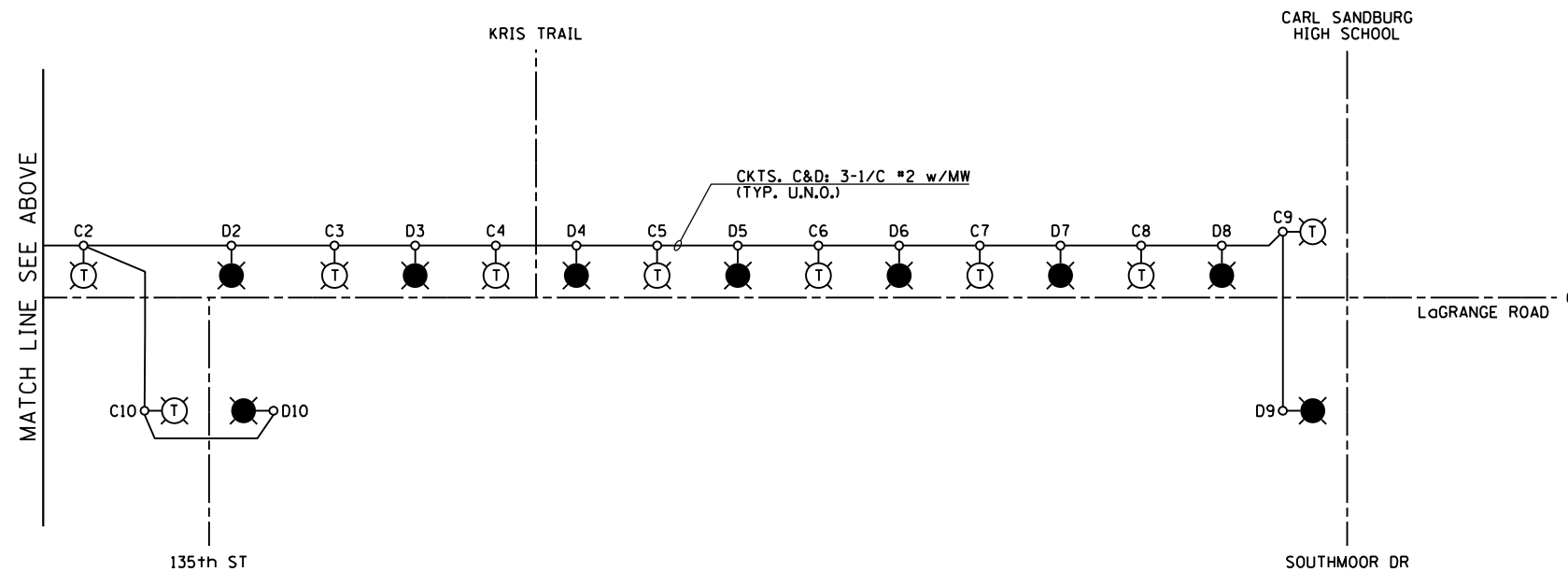
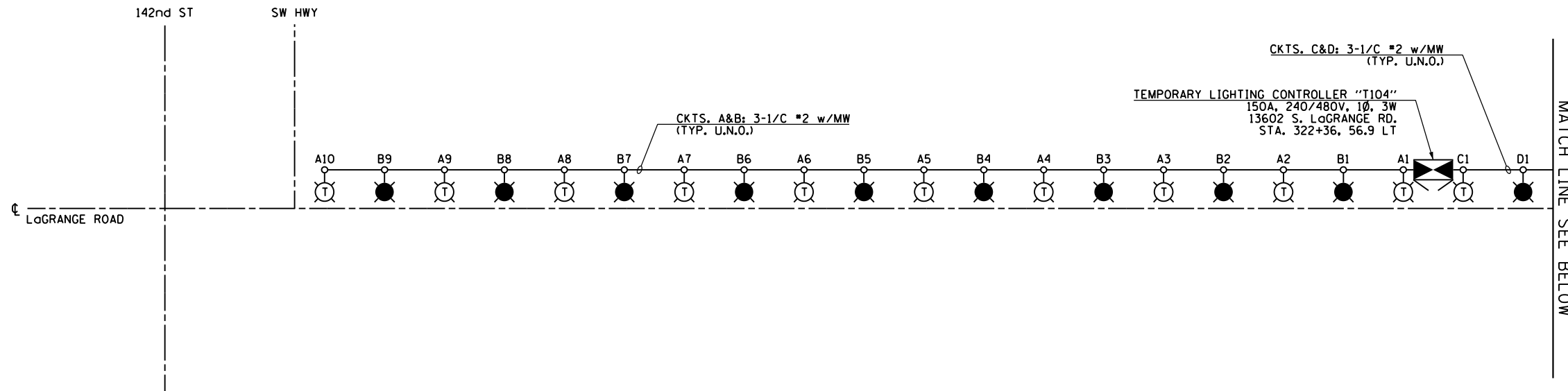
LEGEND:

-  TEMPORARY LIGHTING UNIT: 400W, 240V PHASE TO NEUTRAL, HPS LUMINAIRE WITH TYPE III DISTRIBUTION, 60'-0" CLASS 4 WOOD POLE, 47'-6" MOUNTING HEIGHT, 12'-0" MAST ARM, WITH 5A FUSES (RED PHASE-OPEN SYMBOL, BLACK PHASE-SHADED SYMBOL)
-  TEMPORARY ROADWAY LIGHTING CONTROLLER
-  TEMPORARY AERIAL CABLE AND MESSENGER WIRE AS INDICATED

NOTES:

1. SEE DRAWING E-1 FOR ELECTRICAL ABBREVIATIONS. SEE DRAWING E-2 FOR ELECTRICAL GENERAL NOTES.
2. COLOR CODING OF CONDUCTORS FOR 240/480V, 1Ø, 3W LIGHTING SYSTEM IS AS FOLLOWS:

- "A" PHASE - RED
- "B" PHASE - BLACK
- NEUTRAL - WHITE
- GROUND - GREEN



TEMPORARY LIGHTING CONTROLLER T104 WIRING DIAGRAM
N.T.S.

LIGHTING CONTROLLER "T104" ROADWAY LIGHTING PANEL LOAD TABLE					
CIRCUIT	RED PHASE		CIRCUIT	BLACK PHASE	
	AMPS	WATTS		AMPS	WATTS
A	20	4800	B	18	4320
C	20	4800	D	20	4800
E	--	--	F	--	--
G	--	--	H	--	--
I	--	--	J	--	--
K	--	--	L	--	--
TOTAL	40	9600	TOTAL	38	9120

LOAD TABULATION IS BASED ON THE FOLLOWING:

400W HPS LUMINAIRE: 2.0A AT 240V

FILE NAME = D160M62-SHT-E30.dgn	USER NAME = Anthony.Plutz	DESIGNED - MAE	REVISED -
SHT.PLAN	PLOT SCALE = 2.000000' / in.	DRAWN - WM	REVISED -
	PLOT DATE = 3/13/2013	CHECKED - DAD	REVISED -
		DATE - 03/13/13	REVISED -

F.A.P. RTE.	SECTION	COUNTY	TOTAL SHEETS	SHEET NO.
330	103R-5	COOK	778	354
E-30		CONTRACT NO. 60M62		
ILLINOIS FED. AID PROJECT				