




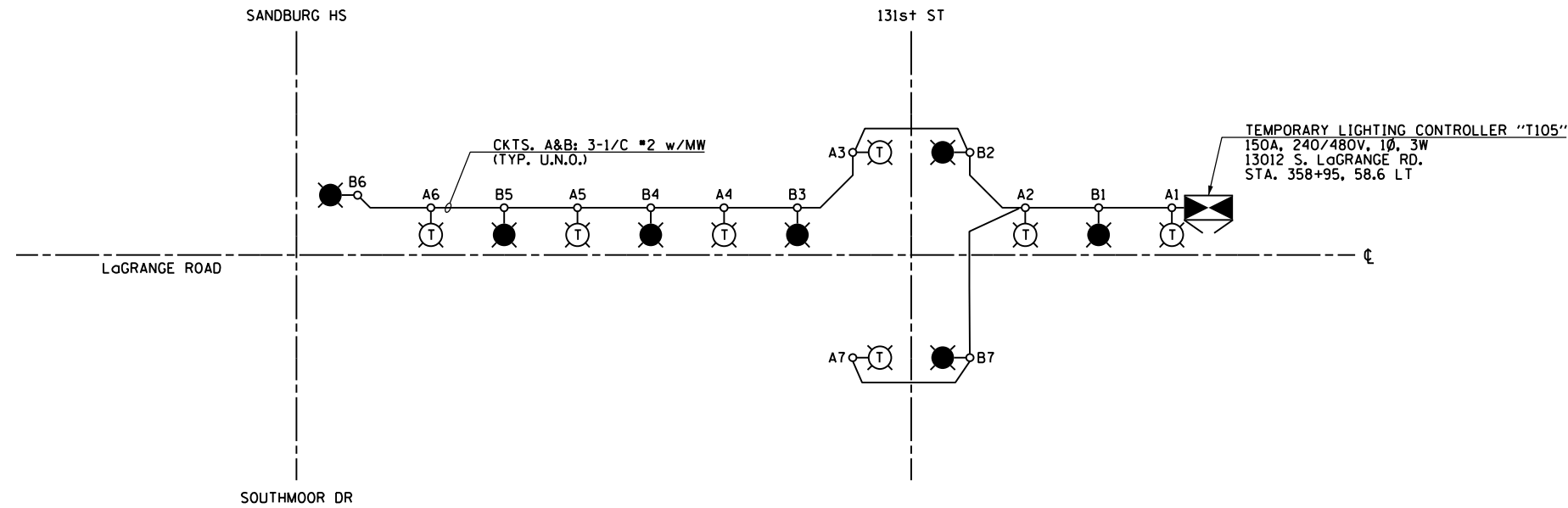
LEGEND:

-  TEMPORARY LIGHTING UNIT: 400W, 240V PHASE TO NEUTRAL, HPS LUMINAIRE WITH TYPE III DISTRIBUTION, 60'-0" CLASS 4 WOOD POLE, 47'-6" MOUNTING HEIGHT, 12'-0" MAST ARM, WITH 5A FUSES (RED PHASE-OPEN SYMBOL, BLACK PHASE-SHADED SYMBOL)
-  TEMPORARY ROADWAY LIGHTING CONTROLLER
-  TEMPORARY AERIAL CABLE AND MESSENGER WIRE AS INDICATED

NOTES:

1. SEE DRAWING E-1 FOR ELECTRICAL ABBREVIATIONS. SEE DRAWING E-2 FOR ELECTRICAL GENERAL NOTES.
2. COLOR CODING OF CONDUCTORS FOR 240/480V, 1Ø, 3W LIGHTING SYSTEM IS AS FOLLOWS:

"A" PHASE - RED
 "B" PHASE - BLACK
 NEUTRAL - WHITE
 GROUND - GREEN



TEMPORARY LIGHTING CONTROLLER T105 WIRING DIAGRAM
 N.T.S.



CIRCUIT	RED PHASE		CIRCUIT	BLACK PHASE	
	AMPS	WATTS		AMPS	WATTS
A	14	3360	B	14	3360
C	--	--	D	--	--
E	--	--	F	--	--
G	--	--	H	--	--
I	--	--	J	--	--
K	--	--	L	--	--
TOTAL	14	3360	TOTAL	14	3360

LOAD TABULATION IS BASED ON THE FOLLOWING:

400W HPS LUMINAIRE: 2.0A AT 240V

100 S. WACKER DR.
 SUITE 500
 CHICAGO, IL 60606
 TEL (312) 939-1000
 FAX (312) 939-4198
URS

FILE NAME = D160M62-SHT-E31.dgn	USER NAME = Anthony.Plutz	DESIGNED - MAE	REVISED -
SHT.PLAN	PLOT SCALE = 2.000000' / in.	DRAWN - WM	REVISED -
	PLOT DATE = 3/13/2013	CHECKED - DAD	REVISED -
		DATE - 03/13/13	REVISED -

STATE OF ILLINOIS
 DEPARTMENT OF TRANSPORTATION

US 45 (LaGRANGE ROAD)
 TEMPORARY LIGHTING CONTROLLER "T105" WIRING DIAGRAM

SCALE: NONE SHEET 1 OF 1 SHEETS STA. TO STA.

F.A.P. RTE. 330	SECTION 103R-5	COUNTY COOK	TOTAL SHEETS 778	SHEET NO. 355
E-31			CONTRACT NO. 60M62	
ILLINOIS FED. AID PROJECT				