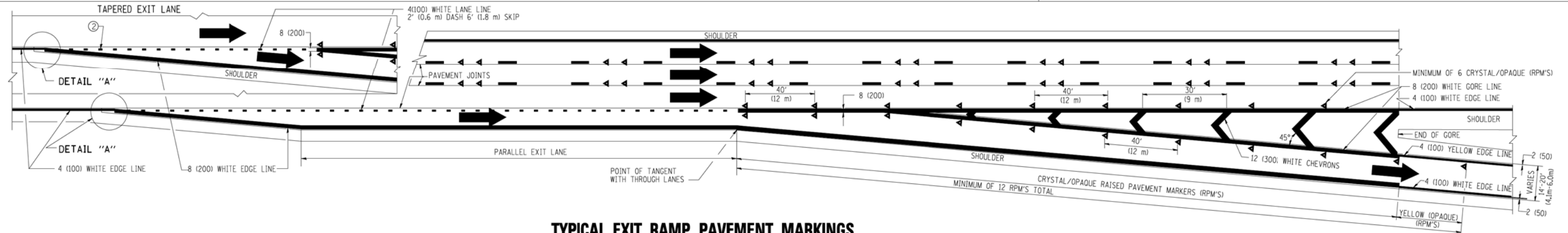


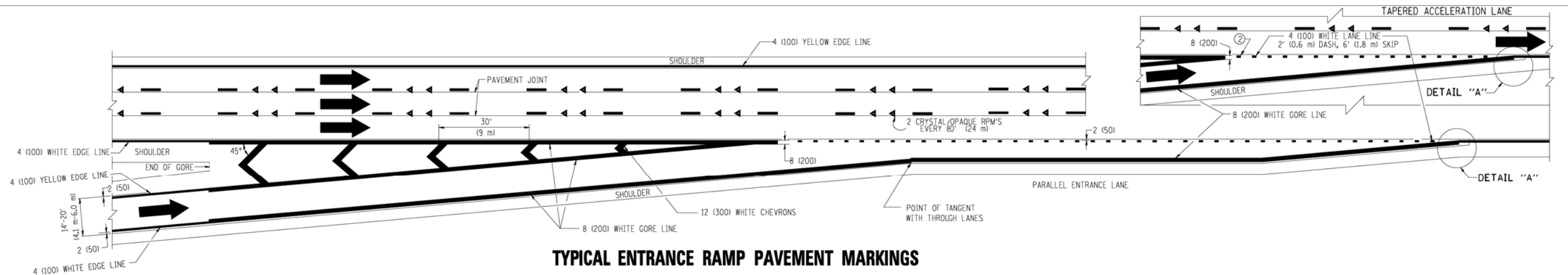
**TYPICAL EDGE LINES & LANE LINES**

**PAVEMENT MARKING MATERIALS**

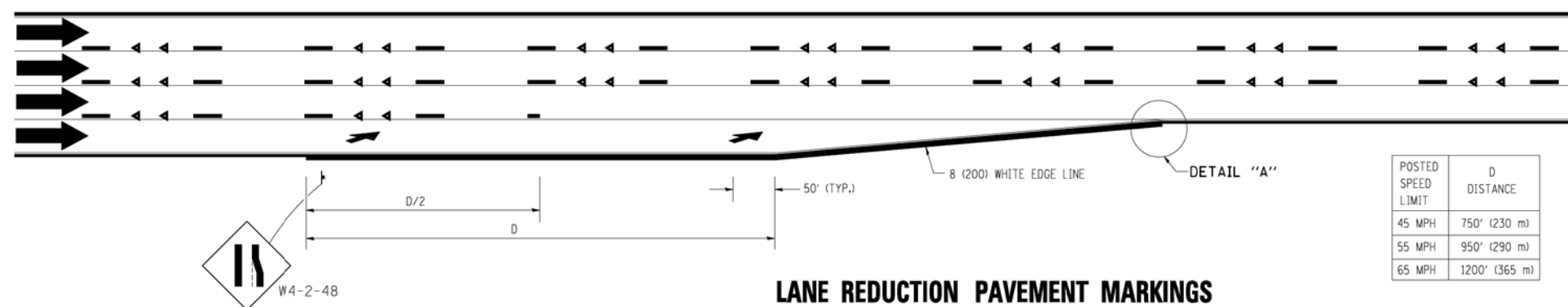
1. THERMO PLASTIC PAVEMENT MARKING LINE SHALL BE USED FOR THE EDGE LINES, GORE LINES, AND DIAGONAL LINES ON BITUMINOUS PAVEMENT ONLY.
2. PREFORMED PLASTIC TYPE B PAVEMENT MARKING LINE SHALL BE USED FOR ALL LANE LINES ON BITUMINOUS PAVEMENT.
3. POLYUREA PAVEMENT MARKING SHALL BE USED FOR ALL MARKINGS ON PCC.



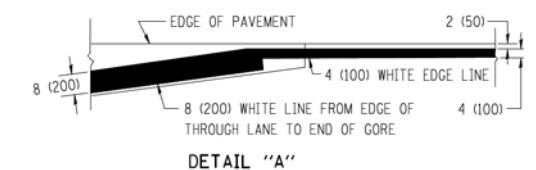
**TYPICAL EXIT RAMP PAVEMENT MARKINGS**



**TYPICAL ENTRANCE RAMP PAVEMENT MARKINGS**



**LANE REDUCTION PAVEMENT MARKINGS**



**NOTES:**

- ① THE DIAGONAL LINES SHALL BE SPACED AT 40' (12 m) C-C ACROSS ALL STRUCTURES WHICH ARE 500' (150 m) OR LESS IN LENGTH. THE DIAGONAL LINES ARE NOT REQUIRED ON SHOULDERS WHICH ARE 6' (1.8 m) OR LESS IN WIDTH.
- ② 4" (2' DASH, 6' SKIP) MARKING ON TAPERED ENTRANCE AND EXIT RAMP SHALL BE OMITTED ON TANGENT SECTIONS.

FILE NAME =	USER NAME = lryso	DESIGNED - D.W.S.	REVISED - D.W.S. 07-96
es:\pw_work\PWIDOT\LEYSAN\0108315\to12.dgn		DRAWN -	REVISED - J.A.F. 02-06
	PLOT SCALE = 50.000' / IN.	CHECKED -	REVISED - S.P.B. 01-07
	PLOT DATE = 1/22/2010	DATE - 01-90	REVISED - S.P.B. 01-10

**STATE OF ILLINOIS  
DEPARTMENT OF TRANSPORTATION**

**MULTI-LANE FREEWAY  
PAVEMENT MARKING DETAILS**

SCALE: NONE SHEET NO. 1 OF 2 SHEETS STA. TO STA.

F.A.I. RTE.	SECTION	COUNTY	TOTAL SHEETS	SHEET NO.
94	2012-060-BR	COOK	285	254
TC-12		CONTRACT NO. 60V61		
FED. ROAD DIST. NO. 1 ILLINOIS FED. AID PROJECT				