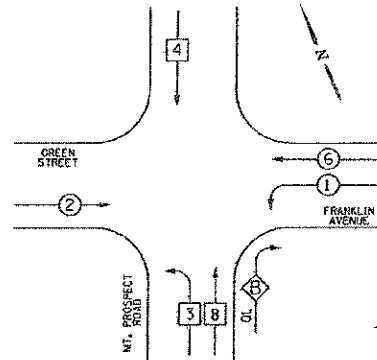


COUNTY HIGHWAY	FISCAL YEAR	SHEET NO.	TOTAL SHEETS
WTJ	2011	56	117

SECTION: 10-TSCMC-08-TL

**EXISTING CONTROLLER SEQUENCE**



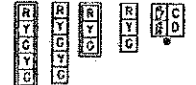
**PHASE DESIGNATION DIAGRAM**

DUAL ENTRY - ALL LEGS PROTECTED / PERMITTED LEFT TURN PHASING

OVERLAP LETTER	PERMISSIVE PHASE	PROTECTED PHASE
B	4	1

PHASE 4 IS NOT DISPLAYED CONCURRENTLY WITH PHASE 6

**SIGNAL FACES**

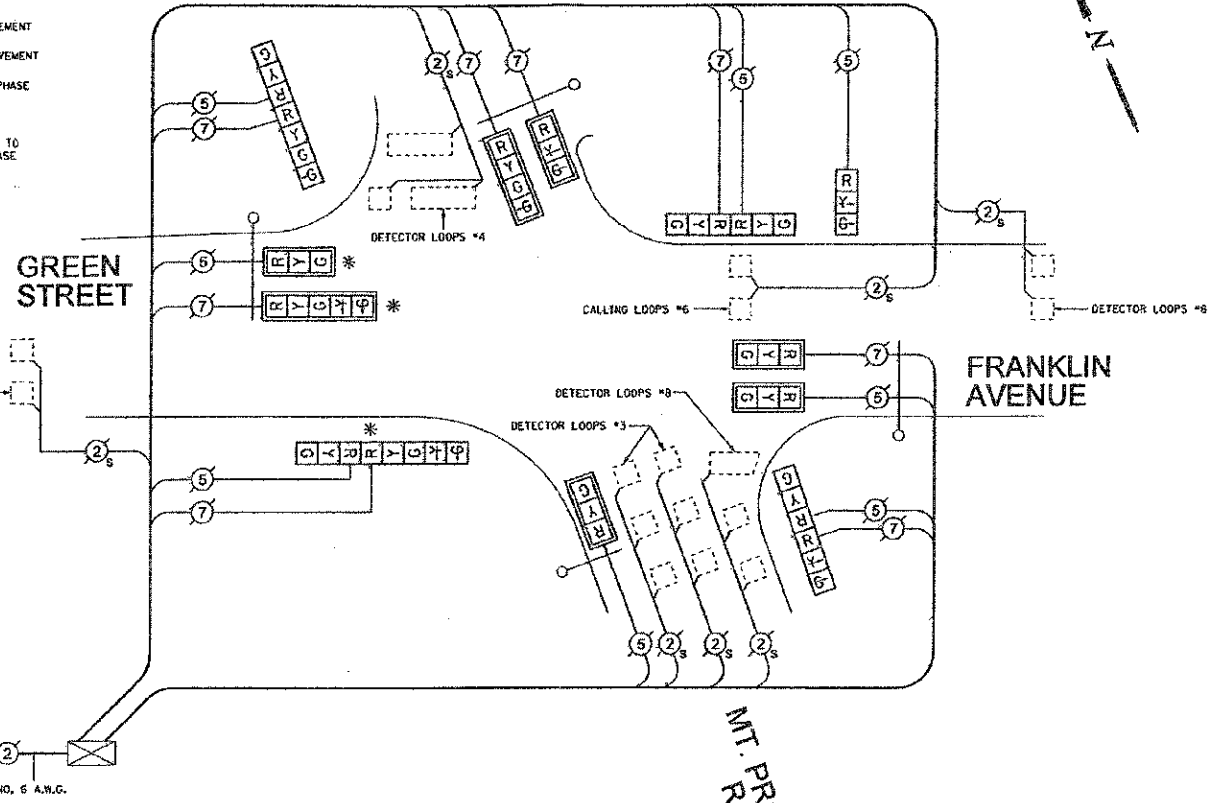


**SIGNAL LENSES**

- R RED
- Y YELLOW
- G GREEN
- Y YELLOW TURN INDICATOR
- G GREEN TURN INDICATOR

**CABLE PLAN LEGEND**

	PROPOSED	EXISTING
CONTROLLER CABINET	[Symbol]	[Symbol]
SERVICE INSTALLATION	[Symbol]	[Symbol]
8" (200mm) TRAFFIC SIGNAL SECTION	[Symbol]	[Symbol]
12" (300mm) TRAFFIC SIGNAL SECTION	[Symbol]	[Symbol]
12" (300mm) PEDESTRIAN SIGNAL SECTION	[Symbol]	[Symbol]
2 DENOTES NUMBER OF CONDUCTORS. ALL CABLE NO. 14 EXCEPT AS INDICATED. ALL LOOP DETECTOR CABLE TO BE TWISTED AND SHIELDED.	[Symbol]	[Symbol]
TELEPHONE INSTALLATION	[Symbol]	[Symbol]
VEHICLE DETECTOR, INDUCTION LOOP	[Symbol]	[Symbol]
SHIELDED & TWISTED	S	S
EMERGENCY VEHICLE LIGHT DETECTOR	[Symbol]	[Symbol]
CONFIRMATION BEACON	[Symbol]	[Symbol]
OPTICOM CABLE, NO. 20	[Symbol]	[Symbol]
16" (406mm) x 18" (457mm) PEDESTRIAN COUNTDOWN SIGNAL HEAD	[Symbol]	[Symbol]
PUSHBUTTON DETECTOR	[Symbol]	[Symbol]
SIGNAL FACE WITH BACKPLATE. "P" INDICATES PROGRAMMED HEAD.	[Symbol]	[Symbol]
GROUND ROD AT HANDHOLE IN DOUBLE HANDHOLE OR CONTROLLER (C) SERVICE (S) POST (P) OR MAST ARM POLE (M).	[Symbol]	[Symbol]
FIBER OPTIC CABLE, NO. 62.5/125 MULTIMODE 12 FIBERS AND SINGLE MODE 12 FIBERS	[Symbol]	[Symbol]
UNINTERRUPTIBLE POWER SUPPLY (UPS)	[Symbol]	[Symbol]



CCHD TRAFFIC SIGNAL INSTALLATION ELECTRICAL SERVICE REQUIREMENTS					TOTAL WATTAGE
TYPE	NO. LAMPS	WATTAGE		% OPERATION	
SIGNAL (RED)	16 x	135	17	x 0.50	136.0
(YELLOW)	16 x	135	25	x 0.25	100.0
(GREEN)	13 x	135	15	x 0.25	48.75
ARROW	7 x	135	12	x 0.10	8.4
PED. SIGNAL	- x	90	25	x 1.00	-
CONTROLLER	1 x	100	100	x 1.00	100.0
VEHICLE DET.	7 x	84	5	x 1.00	35.0
FLASHER				x 0.50	
ENERGY COSTS TO:					TOTAL = 428.15
CALL CCHD FOR BILLING INFORMATION AT (312) 603-1730.					
ENERGY SUPPLY CONTACT: ComEd					
PHONE: (866)-639-3532					
COMPANY: ComEd					

\* NOTE: EXISTING LED SIGNAL HEADS SHALL BE RETURNED TO THE COUNTY.

**CABLE PLAN**  
NOT TO SCALE

FOR REFERENCE ONLY

**SCHEDULE OF QUANTITIES**

ITEM	UNIT	TOTAL
MAINTENANCE OF EXISTING TRAFFIC SIGNAL INSTALLATION	EACH	1
SIGNAL HEAD, LED, 1-FACE, 3-SECTION, MAST-ARM MOUNTED	EACH	5
SIGNAL HEAD, LED, 1-FACE, 3-SECTION, BRACKET MOUNTED	EACH	1
SIGNAL HEAD, LED, 1-FACE, 4-SECTION, MAST-ARM MOUNTED	EACH	1
SIGNAL HEAD, LED, 1-FACE, 5-SECTION, MAST-ARM MOUNTED	EACH	1
SIGNAL HEAD, LED, 2-FACE, 3-SECTION, BRACKET MOUNTED	EACH	2
SIGNAL HEAD, LED, 2-FACE, 1-3 SECTION, 1-4 SECTION, BRACKET MOUNTED	EACH	1
SIGNAL HEAD, LED, 2-FACE, 1-3 SECTION, 1-5 SECTION, BRACKET MOUNTED	EACH	1
TRAFFIC SIGNAL BACKPLATE, LOUVERED, ALUMINUM	EACH	7
REMOVE EXISTING TRAFFIC SIGNAL EQUIPMENT	EACH	1
LOAD SWITCH	EACH	7

COUNTY OF COOK  
DEPARTMENT OF HIGHWAYS

TRAFFIC SIGNAL INSTALLATION  
GREEN STREET / FRANKLIN AVENUE  
AND MT. PROSPECT ROAD  
CABLE PLAN

COPIED BY: \_\_\_\_\_ APPROVED BY: \_\_\_\_\_  
DRAWN BY: EPR  
CHECKED BY: SMZ

COPYRIGHT © 2012 BY BAXTER & WOODMAN, INC. ALL RIGHTS RESERVED. PROJECT NO. 120058-TS-REFERENCE-DEPT-ILL-INT. SHEET NO. 56 OF 117. DATE: 08/09/2012.



DESIGNED - SLN	REVISED - 12/12/12 CCHD REVIEW
DRAWN - WAC	REVISED -
CHECKED - JWF	REVISED -
DATE - 08/09/2012	FILE - 120058-ts-reference-dept-ill-int

STATE OF ILLINOIS  
DEPARTMENT OF TRANSPORTATION

COOK COUNTY HIGHWAY DEPARTMENT  
TRAFFIC SIGNAL PLANS

F.A.D. RTE. 3533	SECTION 10-00087-00-RS	COUNTY DUPAGE	TOTAL SHEETS 37	SHEET NO. 37
SCALE: STA. TO STA.			CONTRACT NO. 63759	