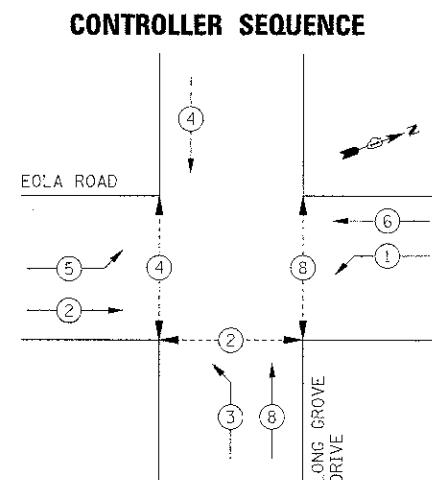
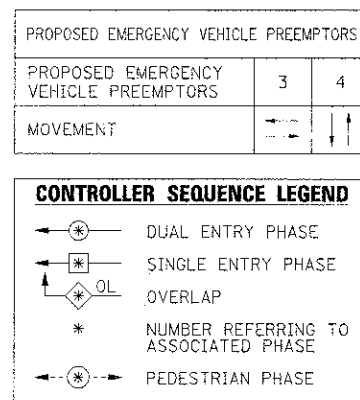
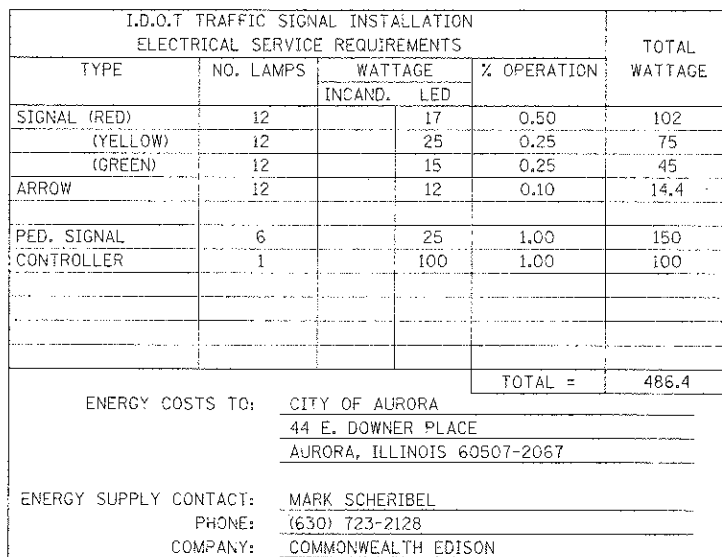


[illegible]

PAY ITEM DESCRIPTION	UNIT	LONG GROSS DRIVE
SERVICE INSTALLATION - POLE MOUNTED	EACH	1
MAINTENANCE OF EXISTING TRAFFIC SIGNAL INSTALLATION	EACH	1
GROUNDING EXISTING HANDHOLE FRAME AND COVER	EACH	7
ELECTRIC CABLE IN CONDUIT, SIGNAL NO. 14 2C	FOOT	1099
ELECTRIC CABLE IN CONDUIT, SIGNAL NO. 14 3C	FOOT	1201
ELECTRIC CABLE IN CONDUIT, LEAD-IN, NO. 14 1 PAIR	FOOT	817
ELECTRIC CABLE IN CONDUIT, SERVICE, NO. 6 2 C	FOOT	31
ELECTRIC CABLE IN CONDUIT, EQUIPMENT GROUNDING CONDUCTOR, NO. 6 1C	FOOT	631
PEDESTRIAN SIGNAL HEAD, LED, 1-FACE, BRACKET MOUNTED WITH COUNTDOWN TIMER	EACH	2
PEDESTRIAN SIGNAL HEAD, LED, 2-FACE, BRACKET MOUNTED WITH COUNTDOWN TIMER	EACH	2
INDUCTIVE LOOP DETECTOR	EACH	9
LIGHT DETECTOR AMPLIFIER	EACH	1
PEDESTRIAN PUSH-BUTTON	EACH	6
MODIFY EXISTING CONTROLLER FOUNDATION	EACH	1
REMOVE ELECTRIC CABLE FROM CONDUIT	FOOT	1853
REMOVE EXISTING TRAFFIC SIGNAL EQUIPMENT	EACH	1
CAT 5 ETHERNET CABLE	FOOT	60
FULL-ACTUATED CONTROLLER AND TYPE IV CABINET, SPECIAL	EACH	1
UNINTERRUPTABLE POWER SUPPLY, SPECIAL	EACH	1
SIGNAL HEAD, LED, 1-FACE, 3-SECTION, BRACKET MOUNTED, RETROFIT	EACH	2
SIGNAL HEAD, LED, 1-FACE, 3-SECTION, MAST ARM MOUNTED, RETROFIT	EACH	4
SIGNAL HEAD, LED, 1-FACE, 5-SECTION, MAST ARM MOUNTED, RETROFIT	EACH	3
SIGNAL HEAD, LED, 1-FACE, 5-SECTION, BRACKET MOUNTED, RETROFIT	EACH	3
INTERSECTION VIDEO TRAFFIC MONITORING SYSTEM WITH PTZ CAMERA	EACH	1
EVP CONFIRMATION BEACON, LED RETROFIT	EACH	3

THE END OF THE TRACER CABLE SHALL BE CONTINUOUS AND EXTEND INTO THE CONTROLLER CABINET.