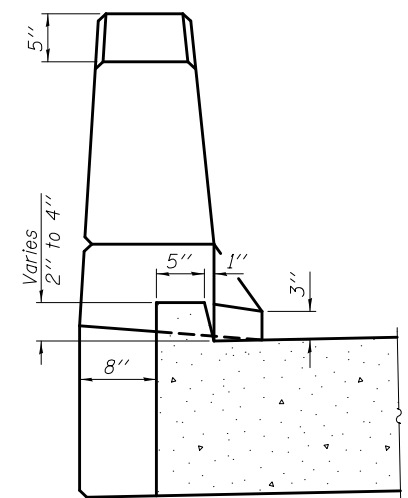
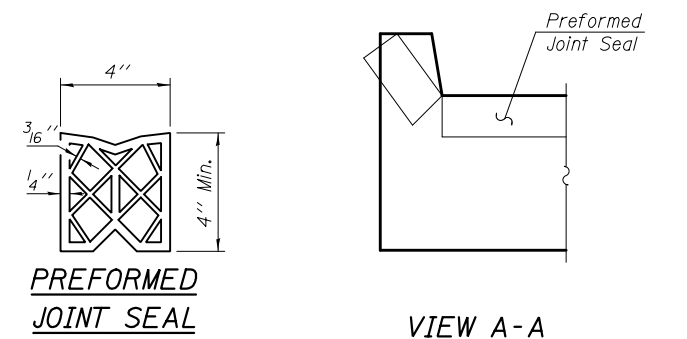
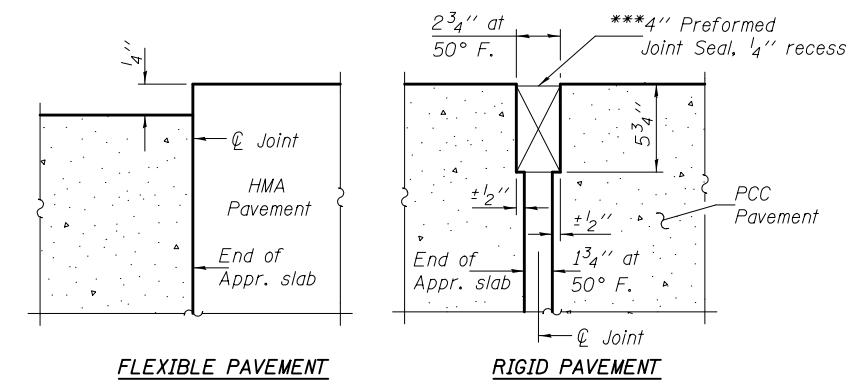


PLAN

- * Tilt #9 b₃(E) bars as required to maintain clearance.
- ** Space between a₇(E) or a₉(E) bars.
- *** Cost included with Concrete Superstructure.



VIEW B-B



DETAIL A

DESIGNED - STEPHEN M. RYAN	EXAMINED - <i>Jaime F. Joffe</i> ACTING ENGINEER OF BRIDGE DESIGN	DATE - MARCH 12, 2013	STATE OF ILLINOIS DEPARTMENT OF TRANSPORTATION	WEST BRIDGE APPROACH SLAB DETAILS STRUCTURE NO. 081-0163	F.A.U. R.T.E. - 5789	SECTION - 40 BR	COUNTY - ROCK ISLAND	TOTAL SHEETS - 225	SHEET NO. - 136
CHECKED - RAY AHANCHI	PASSED - <i>Carl Kopper</i> ACTING ENGINEER OF BRIDGES AND STRUCTURES	REVISED			CONTRACT NO. 64341				
DRAWN - MICHAEL B. MOSSMAN	REVISED	ILLINOIS FED. AID PROJECT							
CHECKED - S.M.R. / N.R.B. / G.R.A.	REVISED	SHEET NO. 15 OF 30 SHEETS							