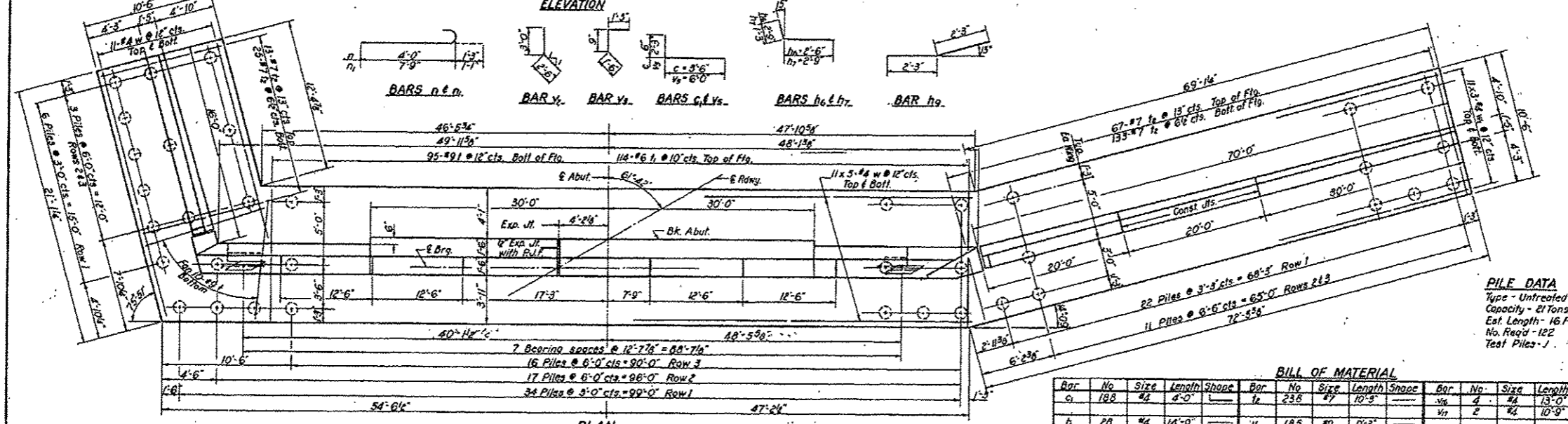
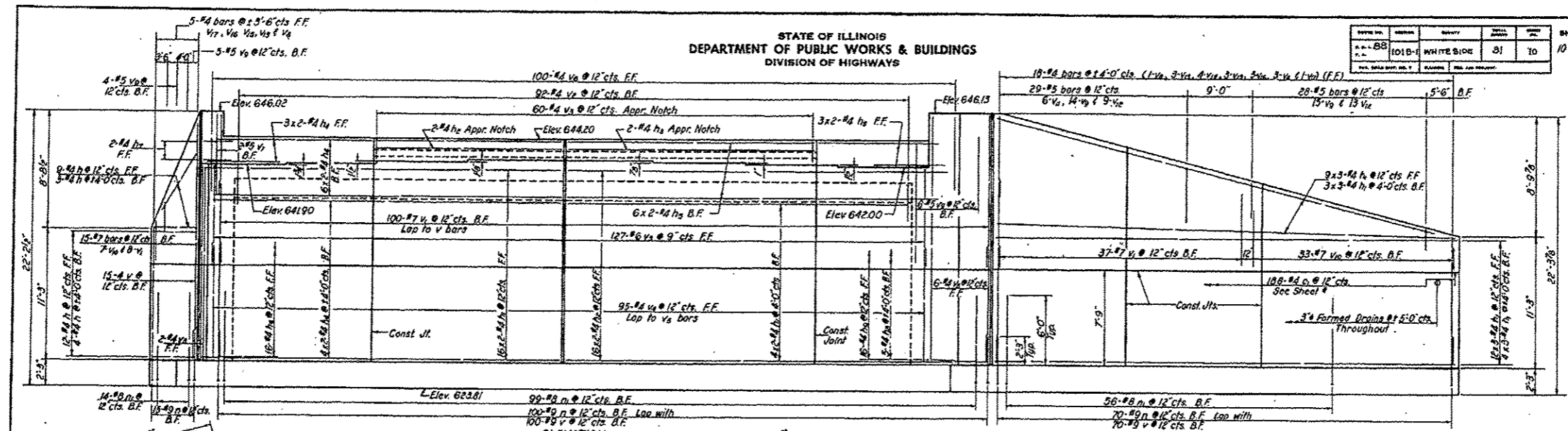


STATE OF ILLINOIS
DEPARTMENT OF PUBLIC WORKS & BUILDINGS
DIVISION OF HIGHWAYS

DATE	BY	REVISION	NO.
10/1/68	J.L.A.	WHITFIELD	10

SHEET NO. 4
10 SHEETS

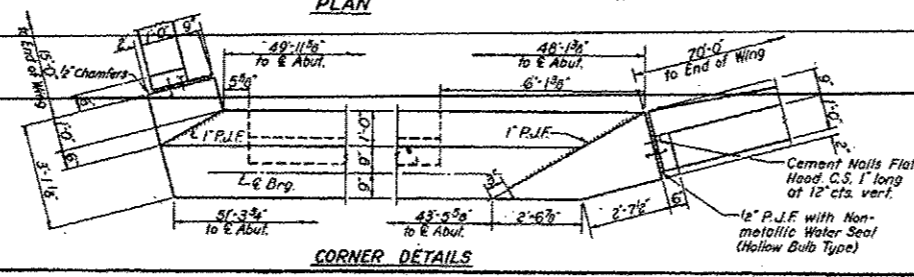


Note: Bars indicated thus 20x3-#5 etc. indicate 20 lines of bars with 3 lengths per line. Min. bar laps = 20 dia.

DESIGNED *W.L. Armstrong*
CHECKED *J.L. Armstrong*
DRAWN *J.L. Armstrong*
CHECKED *J.L. Armstrong*

EXAMINED *H.C. Bismarck*
PASSED *H.C. Bismarck*
APPROVED *U.S. Hoff*

DATE: JAN 21 1968



BILL OF MATERIAL

Bar	No	Size	Length	Shape	Bar	No	Size	Length	Shape	Bar	No	Size	Length	Shape
c	188	#4	4'-0"		v	258	#7	10'-3"		v1	4	#4	13'-0"	
h	28	#4	14'-0"		v	185	#9	9'-3"		v1	2	#4	10'-9"	
h1	124	#4	24'-0"		v	145	#7	7'-6"		w	132	#4	20'-0"	
h2	54	#4	23'-0"		v	98	#4	5'-6"		w	66	#4	24'-6"	
h3	2	#4	34'-0"		v	60	#4	3'-6"		Class X Concrete Cu. Yds. 332.7				
h4	26	#4	23'-9"		v	98	#4	11'-6"		Reinforcement Bars Lbs. 36,750				
h5	18	#4	26'-3"		v	127	#6	8'-6"		Untreated Piles Shc. Ft. 1892				
h6	18	#4	5'-3"		v	100	#4	3'-6"		Test Piles (Timber) Each 1				
h7	2	#4	4'-0"		v	2	#5	6'-9"						
h8	5	#4	5'-9"		v	10	#4	19'-6"						
h9	16	#4	4'-6"		v	44	#5	5'-0"						
n	185	#9	5'-3"		v	40	#7	3'-3"						
v	169	#8	8'-10"		v	6	#8	5'-0"						
w	93	#9	10'-0"		v	22	#9	3'-0"						
x	114	#6	10'-9"		v	4	#4	18'-0"						
					v	4	#4	18'-3"						
					v	4	#4	14'-6"						

SOUTH ABUTMENT
SBI, RT. 86 (FA40) SEC. 01B/1
WHITESIDE COUNTY
STA. 78+50

FOR INFORMATION ONLY

Added Sheet 2-20-75

FILE NAME *	USER NAME *	DESIGNED -	REVISED -	STATE OF ILLINOIS	EXISTING GENERAL PLAN AND ELEVATION	F.A.R. -	SECTION	COUNTY	TOTAL SHEETS	SHEET NO.
cr:\pw_south\white\grn\p\0261271\0287	jl-armstrong	J.L.A.		DEPARTMENT OF TRANSPORTATION	STRUCTURE NO. 098-0015	646	101-BB-3	WHITESIDE	113	91E
PLOT SCALE = 1/8" = 1'-0"	PLOT DATE = Wed Feb 20 15:22:35 2013	DRAWN -	REVISED -		SHEET 35 OF 35 SHEETS					CONTRACT NO. 64C1Z
		CHECKED -	REVISED -							ILLINOIS FED. AID PROJECT