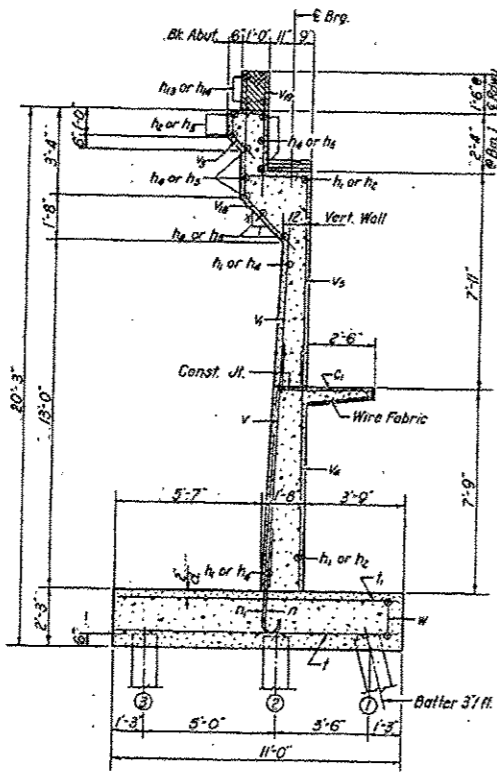
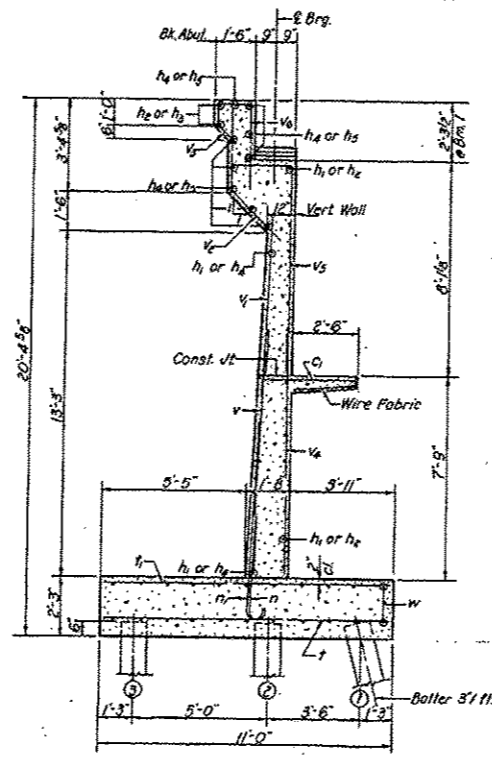


STATE OF ILLINOIS
DEPARTMENT OF PUBLIC WORKS & BUILDINGS
DIVISION OF HIGHWAYS

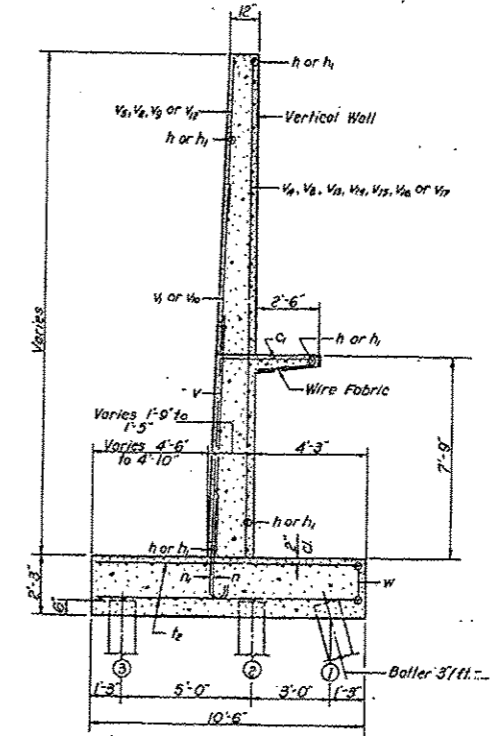
DESIGN NO.	SECTION	SUBJECT	DATE	BY	SHEET NO.
68	1018-1	WHITE OIDE.	31	12	10 SHEETS



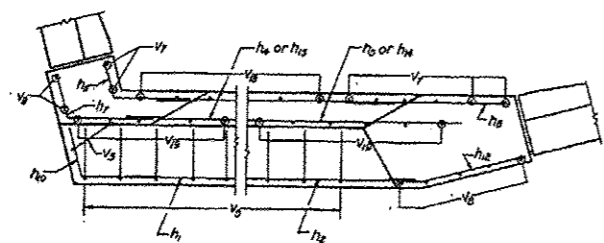
SECTION THRU N. ABUT.



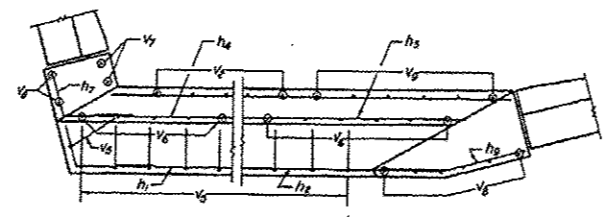
SECTION THRU S. ABUT.



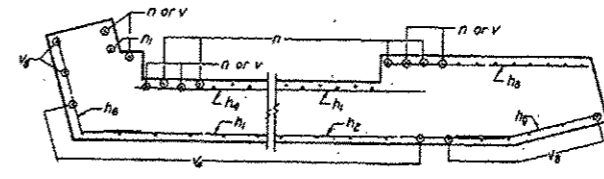
SECTION THRU WINGS



CORNER REINF.
Top N. Abut.



CORNER REINF.
(Top S. Abut.)



CORNER REINF.
(Bottom)

DESIGNED	W. J. Payne	EXAMINED	Jan. 31 1966
CHECKED	J. L. Armstrong	PASSED	
DRAWN	J. L. Armstrong	APPROVED	
CHECKED			

Note: All bars shall have 1/2" clearance except as noted. Four sidewalk monolithically with stem.

ABUTMENT DETAILS
S.B.I. RT. 88 (FA. 40) SEC. 1018-1
WHITESIDE COUNTY
STA. 78+50

FOR INFORMATION ONLY

FILE NAME	USER NAME	DESIGNED	REVISED
cr:\p-work\prides\granton\0261271\0267	granton		
	II-shr-details.dgn	DRAWN	REVISED
		CHECKED	REVISED
Default	PLOT DATE: Wed Feb 28 15:22:35 2013	DATE	REVISED

STATE OF ILLINOIS
DEPARTMENT OF TRANSPORTATION

EXISTING GENERAL PLAN AND ELEVATION
STRUCTURE NO. 098-0015

SHEET 35 OF 35 SHEETS

F.A.B. RTE.	SECTION	COUNTY	TOTAL SHEET NO.
546	10188-3	WHITESIDE	113
			916
			CONTRACT NO. 68C17

Added Sheet 2-20-13

ILLINOIS FED. AID PROJECT