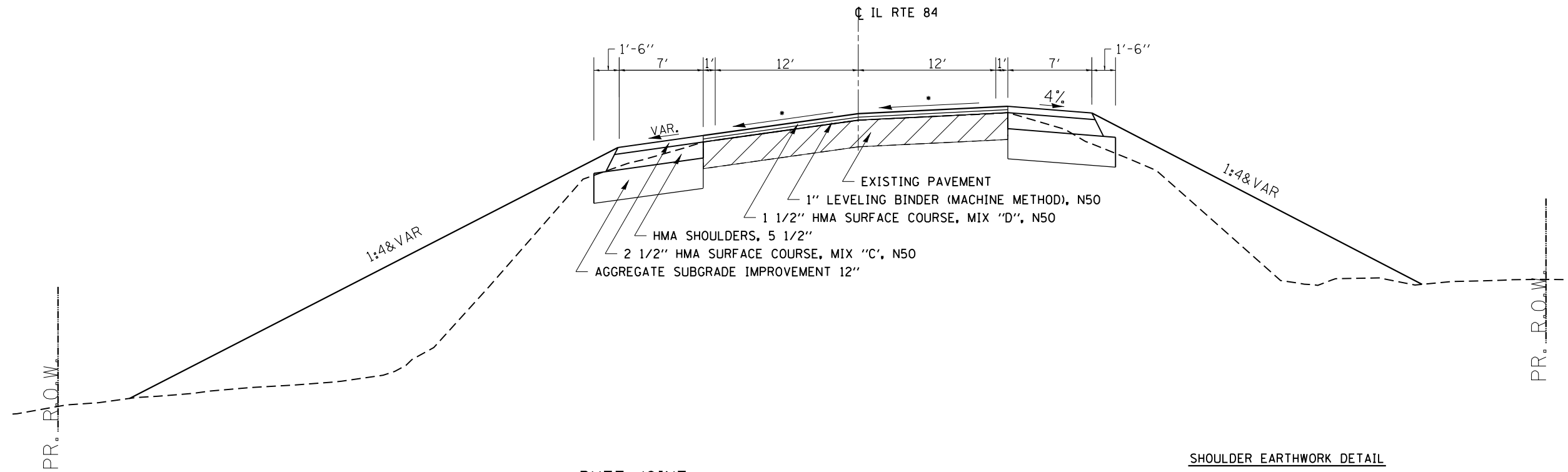
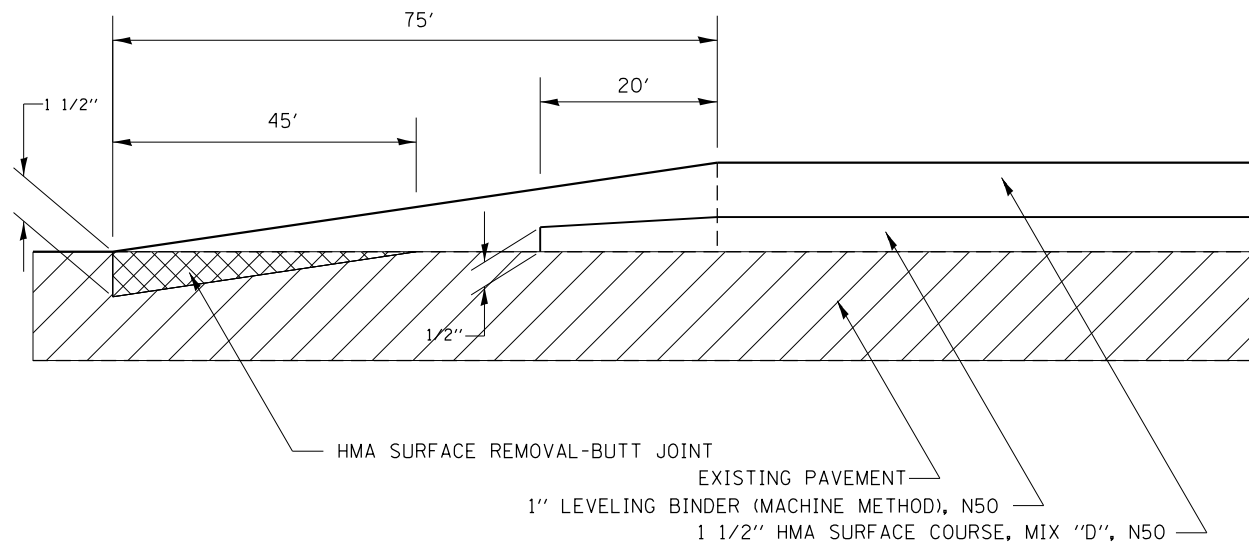


TYPICAL SECTIONS

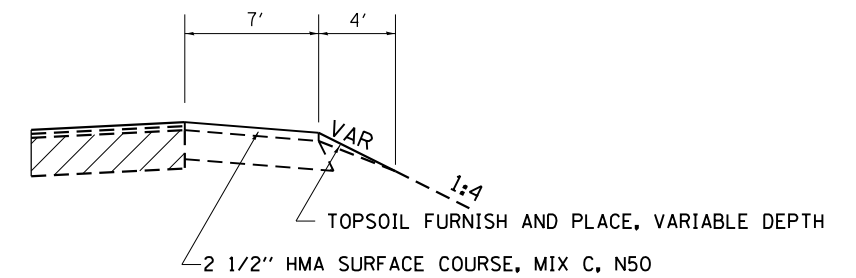
PROPOSED TYPICAL
 STA 1482+50 TO 1484+84
 STA 1485+14 TO 1493+88
 STA 1494+18 TO 1497+00



BUTT-JOINT
 STA 1481+75 TO 1482+50
 STA 1497+00 TO 1497+75



SHOULDER EARTHWORK DETAIL



BITUMINOUS MIXTURES:
 112 LBS/SQ YD/INCH

* - MATCH EXISTING

FILE NAME =	USER NAME = dosddd	DESIGNED -	REVISED -	STATE OF ILLINOIS DEPARTMENT OF TRANSPORTATION	IL 84 TYPICAL SECTIONS				F.A.P. RTE.	SECTION	COUNTY	TOTAL SHEETS	SHEET NO.
et:\pw\work\p\dot\dosddd\0233029\02014	0-sht-typical.dgn	DRAWN -	REVISED -		570	101T	JO DAVIESS	64	10				
	PLOT SCALE = 100.0000' / in.	CHECKED -	REVISED -		SCALE: SHEET NO. OF SHEETS STA. TO STA.				CONTRACT NO. 64F75				
	PLOT DATE = Tue Jan 22 11:22:37 2013	DATE -	REVISED -		ILLINOIS FED. AID PROJECT								