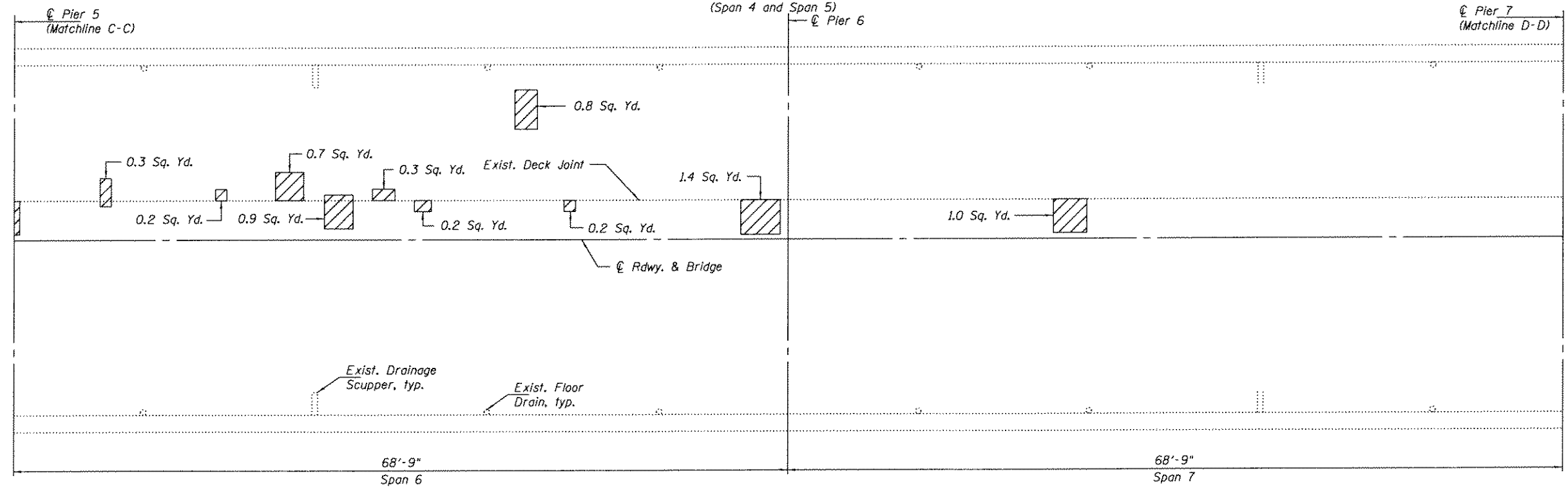




**PARTIAL PATCHING PLAN**  
(Span 4 and Span 5)



**PARTIAL PATCHING PLAN**  
(Span 6 and Span 7)

- LEGEND**
-  Limits of Deck Slab Repair (Partial).
  -  Limits of Expansion Joint Replacement (See Note 3).

- Notes:
1. Repair areas shown in Square Yards and are not to scale.
  2. Quantities and limits shown for Deck Slab Repair (Partial) are estimated. Actual limits shall be determined in the field and noted in the As-Built Plans.
  3. For Expansion Joint Replacement Details, see sheets 7 thru 14 of 28.
  4. For Stage Construction Scheme, see sheet 2 of 28.
  5. For Bill of Materials, see sheet 6 of 28.
  6. Work this sheet with sheets 4 and 6 of 28.