

CODE NO.	ITEM	UNIT	TOTAL QUANTITY	JEFFERSON	HAMILTON
				F.A.P. 849 (IL 142)	F.A.P. 853 (IL 14)
				90% FED/10% STATE	80% FED/20% STATE
				RURAL	RURAL
				BRIDGE	BRIDGE
				0047	0047
				SN 041-0062	SN 033-0038
50800515	BAR SPLICERS	EACH	72	44	28
52000110	PREFORMED JOINT STRIP SEAL	FOOT	179	97	82
58100210	FULL LANE SEALANT WATERPROOFING SYSTEM	SQ YD	774		774
59300100	CONTROLLED LOW-STRENGTH MATERIAL	CU YD	3	3	
* 63000001	STEEL PLATE BEAM GUARDRAIL, TYPE A, 6 FOOT POSTS	FOOT	100	100	
* 63000003	STEEL PLATE BEAM GUARDRAIL, TYPE A, 9 FOOT POSTS	FOOT	125		125
* 63100085	TRAFFIC BARRIER TERMINAL, TYPE 6	EACH	4	4	
* 63100167	TRAFFIC BARRIER TERMINAL, TYPE 1 (SPECIAL) TANGENT	EACH	8	4	4
63200310	GUARDRAIL REMOVAL	FOOT	636	408	228
67000400	ENGINEER'S FIELD OFFICE, TYPE A	CAL MO	4	2	2
67100100	MOBILIZATION	L SUM	1	0.5	0.5
70100405	TRAFFIC CONTROL AND PROTECTION, STANDARD 701321	EACH	2	1	1
70100450	TRAFFIC CONTROL AND PROTECTION, STANDARD 701201	L SUM	1	0.5	0.5
70100500	TRAFFIC CONTROL AND PROTECTION, STANDARD 701326	L SUM	1		1

\* SPECIALTY ITEM



△ REVISED 4-11-2024

REV. - MS



USER NAME =	DESIGNED -	REVISED -
CHECKED -	REVISED -	
PLOT SCALE =	DRAWN -	REVISED -
PLOT DATE =	CHECKED -	REVISED -

STATE OF ILLINOIS  
DEPARTMENT OF TRANSPORTATION

SUMMARY OF QUANTITIES

SCALE: \_\_\_\_\_ SHEET NO. 2 OF 4 SHEETS STA. \_\_\_\_\_ TO STA. \_\_\_\_\_

F.A.I.	SECTION	COUNTY	TOTAL SHEETS	SHEET NO.
	D9 BRIDGE REPAIR 2023-9	-	58	5
			CONTRACT NO. 78A08	
ILLINOIS FED. AID PROJECT				

\*JEFFERSON & HAMILTON

JEFFERSON	HAMILTON
F.A.P. 849 (IL 142)	F.A.P. 853 (IL 14)
90% FED/10% STATE	80% FED/20% STATE
RURAL	RURAL
BRIDGE	BRIDGE
0047	0047
SN 041-0062	SN 033-0038

CODE NO.	ITEM	UNIT	TOTAL QUANTITY		
* X6310195	TRAFFIC BARRIER TERMINAL TYPE 1, SPECIAL (TANGENT), MODIFIED	EACH	4		4
* X6310214	TRAFFIC BARRIER TERMINAL, TYPE 6 (SPECIAL)	EACH	4		4
Z0001905	STRUCTURAL STEEL REPAIR	POUND	420	420	
Z0012130	BRIDGE DECK SCARIFICATION 3/4"	SQ YD	1222	1222	
Z0012164	BRIDGE DECK MICROSILICA CONCRETE OVERLAY 2 1/2"	SQ YD	1222	1222	
Z0012754	STRUCTURAL REPAIR OF CONCRETE (DEPTH EQUAL TO OR LESS THAN 5")	SQ FT	586.5	302	284.5
Z0016001	DECK SLAB REPAIR (FULL DEPTH, TYPE 1)	SQ YD	2	2	
Z0016200	DECK SLAB REPAIR (PARTIAL)	SQ YD	15.4		15.4
Z0021905	SILICONE JOINT SEALER, 1.25"	FOOT	74		74
Z0041895	POLYMER CONCRETE	CU YD	17.5		17.5

\* SPECIALTY ITEM

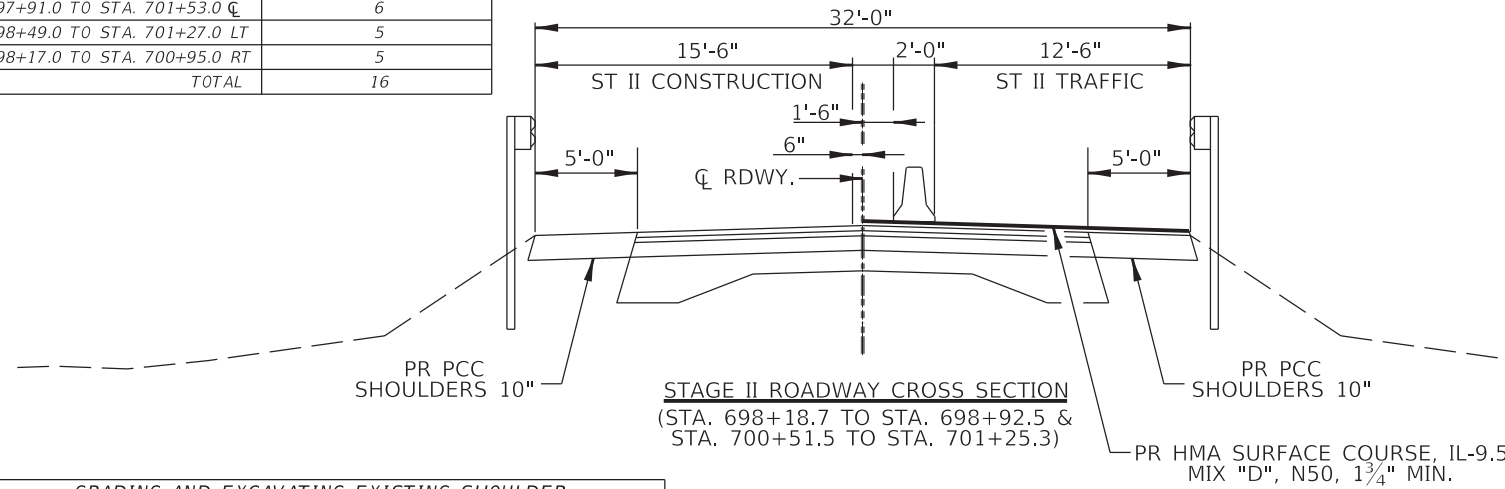
△ REVISED 4-11-2024

REV. - MS

\*JEFFERSON & HAMILTON

GUARDRAIL REFLECTORS	
LOCATION	GUARDRAIL REFLECTORS, TYPE A EACH
STA. 697+91.0 TO STA. 701+53.0 C	6
STA. 698+49.0 TO STA. 701+27.0 LT	5
STA. 698+17.0 TO STA. 700+95.0 RT	5
TOTAL	16

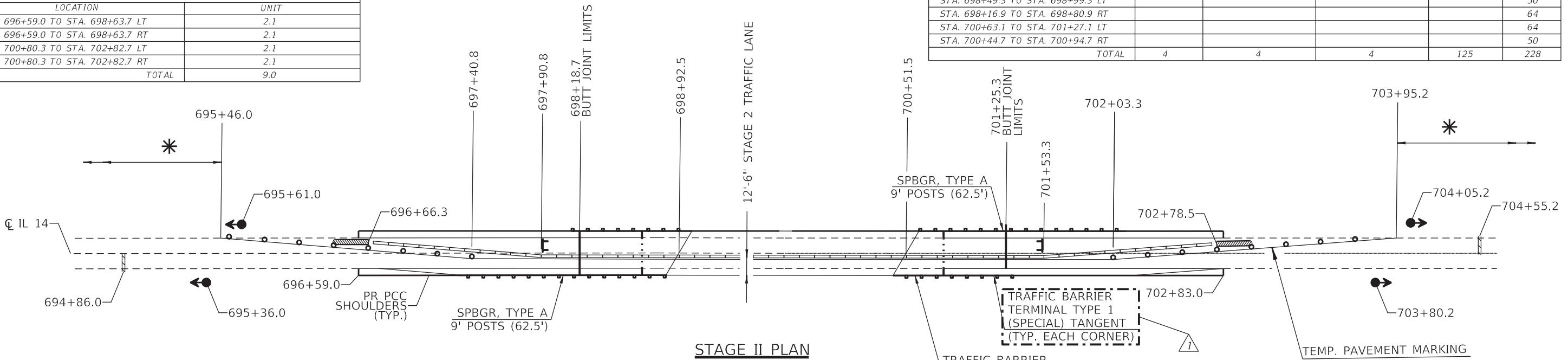
\* REMAINDER OF SIGNING PER STD. 701321



LOCATION	PAINT PAVEMENT MARKING - LINE 4"			PAVEMENT MARKING BLACKOUT TAPE, 5"	SHORT TERM PAVEMENT MARKING REMOVAL SQ. FT.
	EDGE (WHITE)	CENTERLINE SKIP-DASH (Y)	EDGE (WHITE)		
	FOOT	FOOT	FOOT	FOOT	
STA. 698+18.7 TO 701+25.3	307	124	307		
STA. 696+58.9 TO STA. 702+82.8 LT (EDGE)				624	260
STA. 695+33.0 TO STA. 697+40.8 (C)				84	35
STA. 702+03.3 TO STA. 703+95.2 (C)				80	34
TOTAL		738		788	329

GRADING AND EXCAVATING EXISTING SHOULDER	
LOCATION	UNIT
STA. 696+59.0 TO STA. 698+63.7 LT	2.1
STA. 696+59.0 TO STA. 698+63.7 RT	2.1
STA. 700+80.3 TO STA. 702+82.7 LT	2.1
STA. 700+80.3 TO STA. 702+82.7 RT	2.1
TOTAL	9.0

LOCATION	TBT TYPE 6 (SPECIAL) EACH	GUARDRAIL TBT TY 1 (SPECIAL) TANGENT EACH	TERMINAL MARKER DIRECT APPLIED EACH	SPBGR TY A 9' POSTS FOOT	GUARDRAIL REMOVAL FOOT
	STA. 698+62.4 TO STA. 698+99.3 LT	1			
STA. 700+63.1 TO STA. 701+00.0 LT	1				
STA. 698+44.0 TO STA. 698+80.9 RT	1				
STA. 700+44.7 TO STA. 700+81.6 RT	1				
STA. 701+00.0 TO STA. 701+62.5 LT				62.5	
STA. 697+81.5 TO STA. 698+44.0 RT				62.5	
STA. 698+12.4 TO STA. 698+62.4 LT		1	1		
STA. 701+62.5 TO STA. 702+12.5 LT		1	1		
STA. 697+31.5 TO STA. 697+81.5 RT		1	1		
STA. 700+81.6 TO STA. 701+31.6 RT		1	1		
STA. 698+49.3 TO STA. 698+99.3 LT					50
STA. 698+16.9 TO STA. 698+80.9 RT					64
STA. 700+63.1 TO STA. 701+27.1 LT					64
STA. 700+44.7 TO STA. 700+94.7 RT					50
TOTAL	4	4	4	125	228



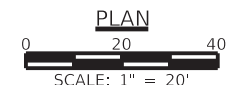
LOCATION	TEMPORARY CONCRETE BARRIER AND IMPACT ATTENUATORS			
	IMPACT ATTENUATORS, TEMPORARY (FULLY-REDIRECTIVE, NARROW), TEST LEVEL 3 EACH	TEMPORARY CONCRETE BARRIER FOOT	RELOCATE TEMP CONCRETE BARRIER FOOT	IMPACT ATTENUATORS, RELOCATE (FULLY-REDIRECTIVE, NARROW), TEST LEVEL 3 EACH
STA. 696+33.7 TO STA. 696+66.3 RT.	1			
STA. 696+66.3 TO STA. 702+78.5 LT.		612.5		
STA. 702+78.5 TO STA. 703+11.1 RT.	1			
STA. 696+66.3 TO STA. 702+78.5 RT.			612.5	
STA. 696+33.7 TO STA. 696+66.3 LT.				1
STA. 702+78.5 TO STA. 703+11.1 LT.				1
TOTAL	2	612.5	612.5	2

AGGREGATE SHOULDERS	
LOCATION	AGGREGATE SHOULDERS, TYPE B TON
STA. 698+18.7 TO STA. 698+63.7 LT	2
STA. 698+18.7 TO STA. 698+63.7 RT	2
STA. 700+80.3 TO STA. 701+25.3 LT	2
STA. 700+80.3 TO STA. 701+25.3 RT	2
TOTAL	8

PCC SHOULDERS	
LOCATION	PCC SHOULDERS 10" SQ. YD.
STA. 696+59.0 TO STA. 698+63.7 LT	114
STA. 696+59.0 TO STA. 698+63.7 RT	114
STA. 700+80.3 TO STA. 702+82.7 LT	113
STA. 700+80.3 TO STA. 702+82.7 RT	113
TOTAL	454

LOCATION	HOT-MIX ASPHALT			
	HOT-MIX ASPHALT SURFACE REMOVAL - BUTT JOINT SQ. YD.	HOT-MIX ASPHALT SURFACE COURSE, IL-9.5, MIX "D", N70 TON	BITUMINOUS MATERIALS TACK COAT POUND	POLYMERIZED HOT-MIX ASPHALT SURFACE COURSE, STONE MATRIX ASPHALT, 9.5, MIX "D", N50 TON
STA. 698+18.7 TO STA. 698+63.7	160	21		
STA. 700+80.3 TO STA. 701+25.3	160	21		
STA. 698+18.7 TO STA. 701+25.3			492	
STA. 698+63.7 TO STA. 700+80.3				98
TOTAL	320	42	492	98

LEGEND	
	TYPE III BARRICADE
	DRUM WITH STEADY BURNING BI-DIRECTIONAL LIGHT
	IMPACT ATTENUATOR, TEST LEVEL 3
	TEMPORARY CONCRETE BARRIER



REVISED 4-11-2024