

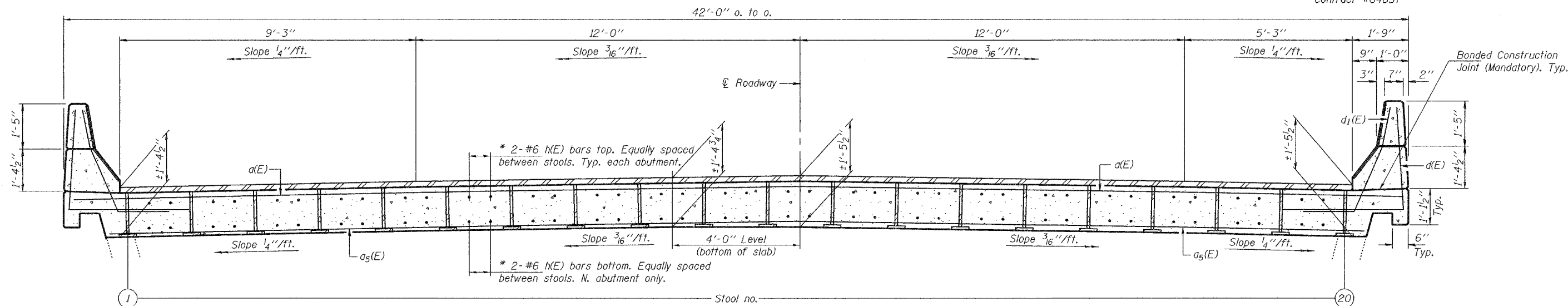
STATE OF ILLINOIS
DEPARTMENT OF TRANSPORTATION

ROUTE NO.	SECTION	COUNTY	TOTAL SHEETS	SHEET NO.
1-39		WINNEBAGO	40	32
FED. ROAD DIST. NO. 7		ILLINOIS	FED. AID PROJECT	

SHEET NO. 5

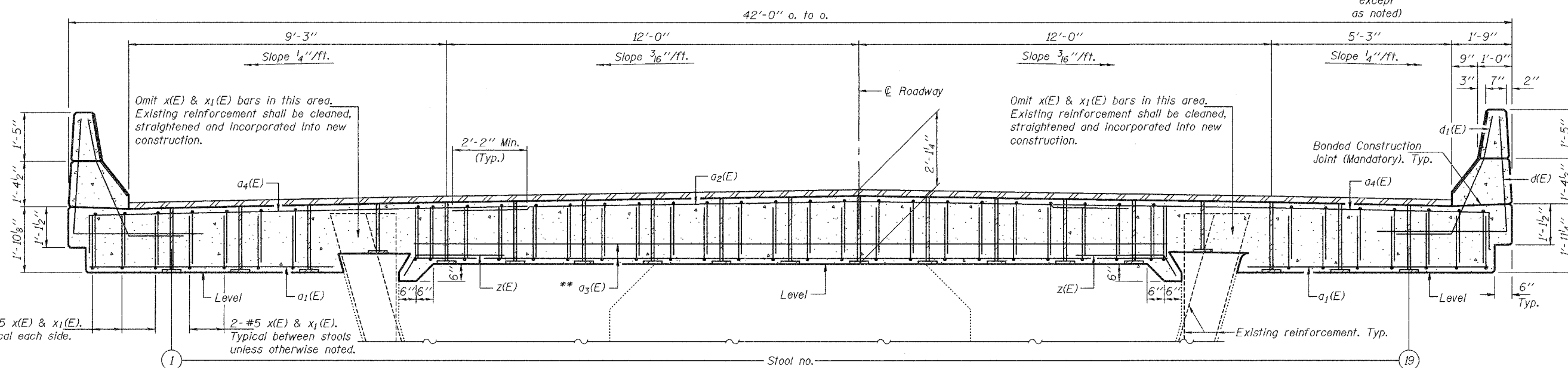
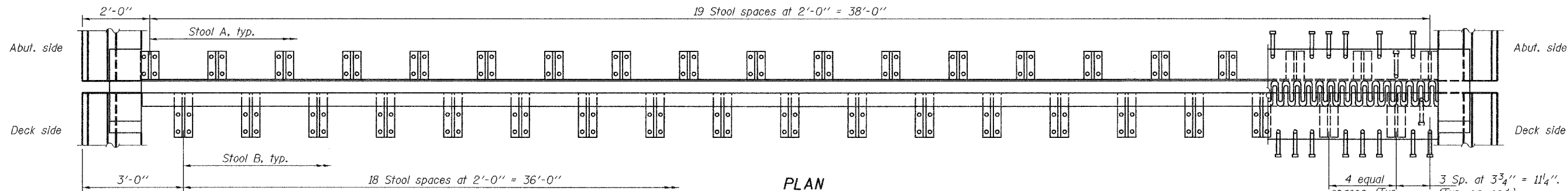
7 SHEETS

Contract #64857



TYPICAL CROSS SECTION
(Approach side, looking south)

Note: Drill 1"φ access holes in stool for d(E) and d₁(E) bars if required.



TYPICAL CROSS SECTION
(Deck side, looking south)

DESIGNED	ATH
CHECKED	AJB
DRAWN	baliva
CHECKED	ATH AJB

MARCH 16, 2007
EXAMINED *Carl Hoyer*
REPAIR PLANS UNIT CHIEF
PASSED *Ralph E. Anderson*
ENGINEER OF BRIDGES AND STRUCTURES

** These bars may need to be placed in the fabrication shop, prior to the welding of stools 1 thru 4 or 16 thru 19 to the finger plate.

Note:
The support system for the finger plate assembly shall be sufficiently rigid so as to prevent any movement or rotation of the finger plate & stools during the placing of the concrete. Cost included with Furnishing and Erecting Structural Steel.

* Epoxy grout h(E) bars in 9" min. holes according to Article 584 of the Standard Specifications.

BRIDGE REPAIRS
I-39 OVER KISHWAUKEE RIVER
WINNEBAGO COUNTY
STA. 2425+00
SN 101-0134(NB)