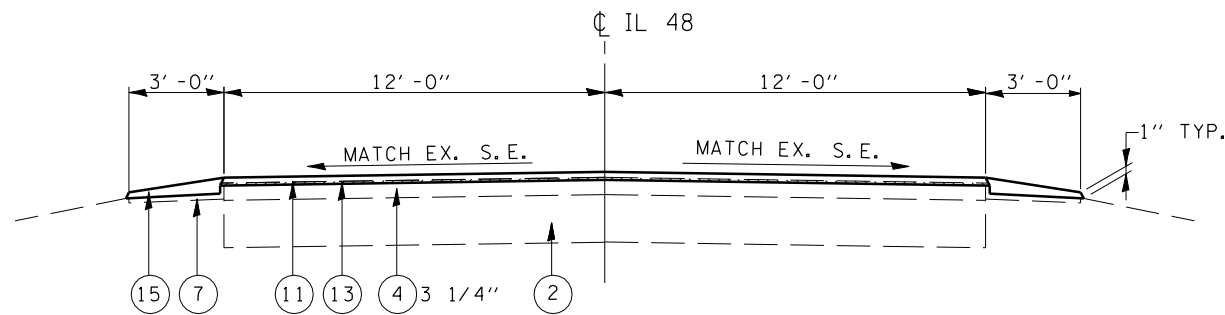


F.A.P. RTE.	SECTION	COUNTY	TOTAL SHEETS	SHEET NO.
714	(135)RS-6, TS	CHRISTIAN	47	13
STA.		TO STA.		
FED. ROAD DIST. NO.	ILLINOIS	FED. AID PROJECT		



TYPICAL SECTION #3
FA 714

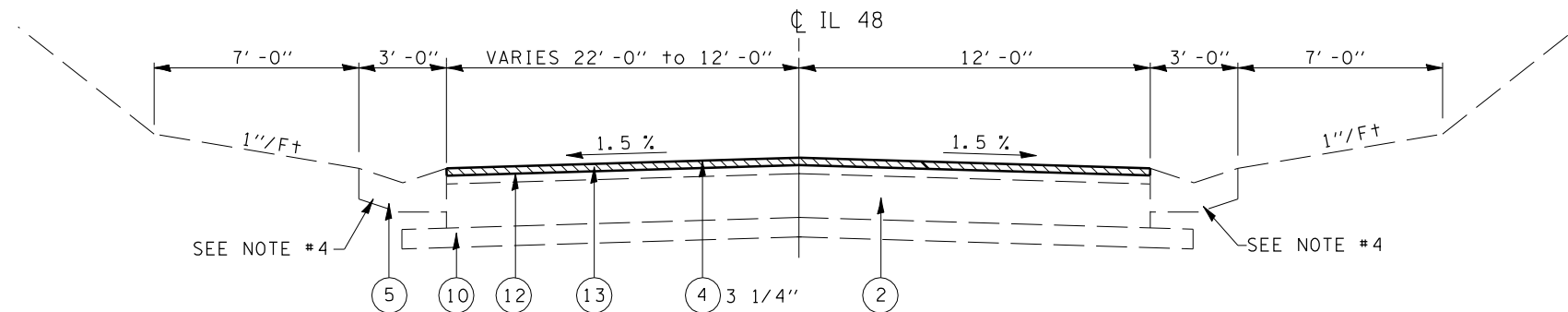
S.E. ATTN.
 STA. 9+30.40 TO STA. 11+19.60
 STA. 13+45.30 TO STA. 15+34.80
 STA. 52+84.90 TO STA. 53+79.80
 STA. 103+81.97 TO STA. 104+83.83
 STA. 112+28.07 TO STA. 112+99.14
 STA. EQ.: STA. 112+99.14 BK. = STA. 112+97.33 AH.
 STA. 112+97.33 TO STA. 113+78.88
 0.03' /'

S.E. ATTN.
 STA. 67+29.82 TO STA. 68+12.31
 STA. EQ.: STA. 68+12.31 BK. = STA. 23+53.94 AH.
 STA. 23+53.94 TO STA. 24+32.56
 STA. 46+97.82 TO STA. 48+62.98
 0.024' /'

S.E. ATTN.
 STA. 130+92.00 TO STA. 132+08.00
 STA. 167+29.00 TO STA. 168+45.00
 STA. 169+21.00 TO STA. 170+41.00
 STA. 199+30.40 TO STA. 200+72.20
 STA. 225+89.30 TO STA. 227+31.10
 0.02' /'

LEGEND

- ① EXISTING 9" P.C.C. PAVEMENT
- ② EXISTING P.C.C. BASE COURSE 9"
- ③ EXISTING P.C.C. WIDENING
- ④ EXISTING BITUMINOUS CONCRETE OVERLAY
- ⑤ EXISTING GUTTER, TYPE A
- ⑥ EXISTING BITUMINOUS SHOULDER
- ⑦ EXISTING AGGREGATE SHOULDER, TYPE B
- ⑧ EXISTING CURB AND GUTTER
- ⑨ EXISTING CONCRETE MEDIAN SURFACE, 4"
- ⑩ EXISTING SUB-BASE GRANULAR MATERIAL
- ⑪ PROPOSED HOT-MIX ASPHALT SURFACE REMOVAL (VARIABLE DEPTH)
- ⑫ PROPOSED HOT-MIX ASPHALT SURFACE REMOVAL 1 1/2"
- ⑬ PROPOSED HOT-MIX ASPHALT SURFACE COURSE, MIX "D", N70 1 1/2"
- ⑭ PROPOSED HOT-MIX ASPHALT SHOULDER (2")
- ⑮ PROPOSED AGGREGATE SHOULDER, TYPE B
- ⑯ PROPOSED HOT-MIX ASPHALT SURFACE REMOVAL 2"

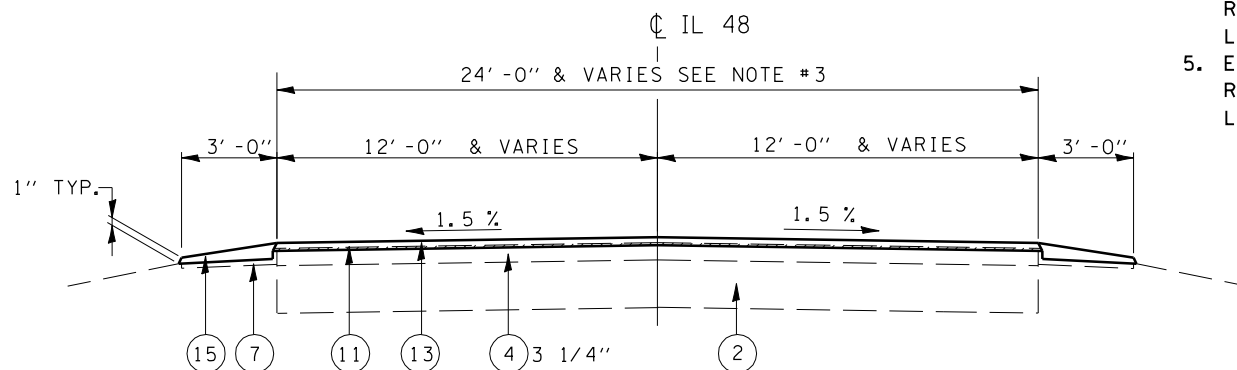


TYPICAL SECTION #2
FA 714

STA. 50+59.00 TO STA. 52+84.90

NOTES:

3. STA. 35+50 TO STA. 37+67.80 VARIES FROM 24' -0" TO 30' -6"
 STA. 69+07.58 TO STA. 73+86.00 VARIES FROM 24' -0" TO 31' -6"
 STA. 87+51.00 TO STA. 91+30.00 VARIES FROM 31' -6" TO 24' -0"
4. EXISTING GUTTER TYPE A ENDS:
 RT. STA. 54+52.5
 LT. STA. 56+63.80
5. EXISTING SIDEWALK TO REMAIN IN PLACE:
 RT. STA. 53+09 TO STA. 54+01
 LT. STA. 53+78 TO STA. 54+76



TYPICAL SECTION #1
FA 714

STA. EQ.: STA. 997+36.49 BK. = STA. 0+00.00 AH.
 STA. 0+00 TO STA. 9+30.40
 STA. 11+19.60 TO STA. 13+45.30
 STA. 15+34.80 TO STA. 37+67.98
 STA. 53+79.80 TO STA. 67+29.82

STA. 24+32.56 TO STA. 46+97.82
 STA. 48+62.98 TO STA. 73+86.00
 STA. 87+51.00 TO STA. 103+81.97
 STA. 104+83.83 TO STA. 112+28.07
 STA. 113+78.88 TO STA. 130+92.00
 STA. 132+08.00 TO STA. 167+29.00

STA. 168+45.00 TO STA. 169+21.00
 STA. 170+41.00 TO STA. 180+73.00
 STA. 196+70.00 TO STA. 199+30.40
 STA. 200+72.20 TO STA. 208+79.00
 STA. 217+98.00 TO STA. 225+89.30

NOTES:

1. MILL 1/2" MIN. AT CL AND MAINTAIN 1.5% SLOPE ON TANGENT SECTIONS.
2. 1/2" AS REQUIRED TO MAINTAIN SUPER ELEVATED SECTION.

REVISIONS	
NAME	DATE
KWA	02/06/07

ILLINOIS DEPARTMENT OF TRANSPORTATION
TYPICAL CROSS SECTIONS
 FAP ROUTE 714 (IL 48)
 SECTION (135)RS-6, TS
 CHRISTIAN COUNTY

SCALE: VERT. _____
 HORIZ. _____
 DATE _____ DRAWN BY _____
 CHECKED BY _____

DGN-SPEC
 DATE-TIME
 REF01
 REF-
 REF-
 REF-