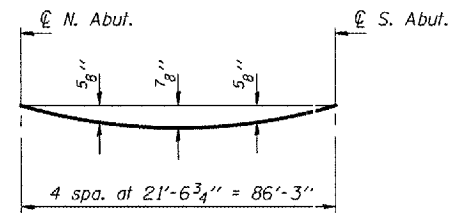


STATE OF ILLINOIS
DEPARTMENT OF TRANSPORTATION

ROUTE NO.	SECTION	COUNTY	SHEET	SHEET	SHEET NO. 5 20 SHEETS
FAP 662	(V,T)B-2	MACOUPIN	68	36	
FED. ROAD DIST. NO. 7	ILLINOIS	FED. AID PROJECT			

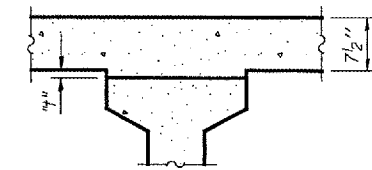
Contract #72993



DEAD LOAD DEFLECTION DIAGRAM

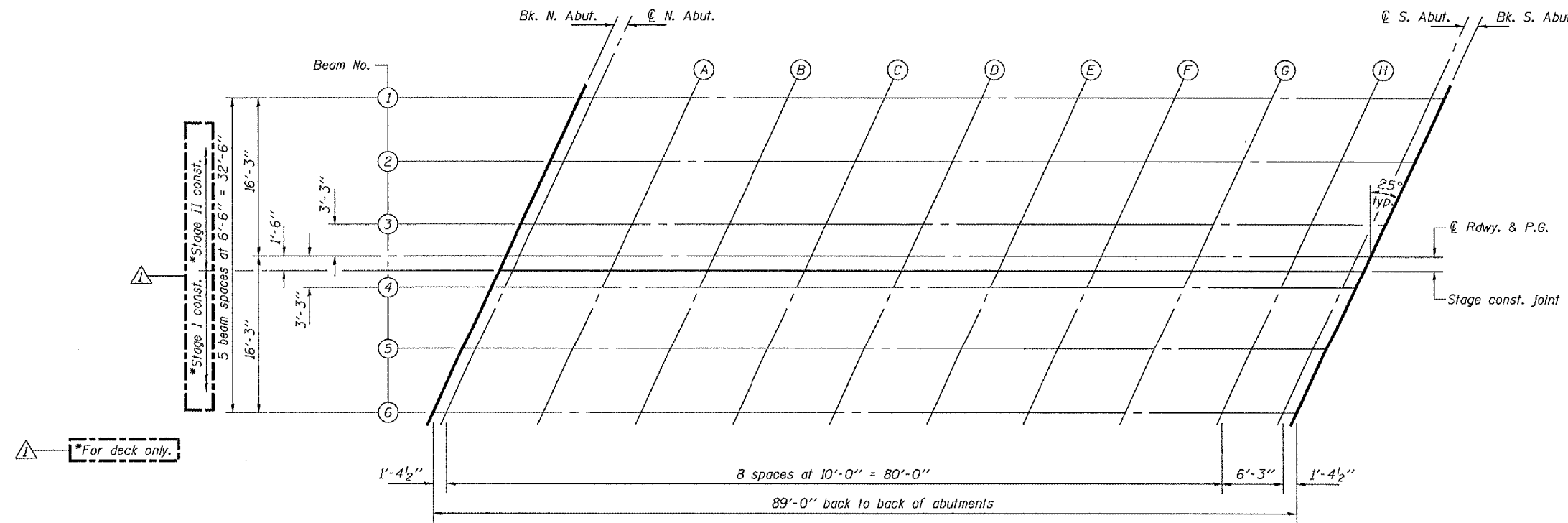
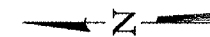
Includes weight of concrete, excluding beams

Notes: The above deflections are not to be used in the field if the Engineer is working from the grade elevations adjusted for dead load deflections as shown on sheet 6 of 20.



To determine "t": After all precast prestressed beams have been erected, elevations of the top flanges of the beams shall be taken at intervals shown below. These elevations subtracted from the "Theoretical Grade Elevations Adjusted for Dead Load Deflections" minus slab thickness, equals the fillet heights "t" above top flanges of beams.

FILLET HEIGHTS



PLAN

DESIGNED	DPN
CHECKED	AJB
DRAWN	h.f. duong
CHECKED	FT/AJB/DPN

EXAMINED *Thomas J. Demas*
ENGINEER OF BRIDGE DESIGN
PASSED *Ralph E. Anderson*
ENGINEER OF BRIDGES AND STRUCTURES

TOP OF SLAB ELEVATIONS
F.A.P. RT. 662 SECTION (V,T)B-2
MACOUPIN COUNTY
STATION 447+03.80
STRUCTURE NO. 059-0504

Revised 3/5/2007, DPN