

STATE OF ILLINOIS
DEPARTMENT OF TRANSPORTATION

| | | | | |
|-----------------------|----------|------------------|--------|-----------|
| ROUTE NO. | SECTION | COUNTY | SHEETS | SHEET NO. |
| F.A.I. 55 | 68 | MONTGOMERY | 7 | 4 |
| FED. ROAD DIST. NO. 7 | ILLINOIS | FED. AID PROJECT | | |

Contract #72A95
** 68-2WS-4

Existing Structure: Weigh station at Litchfield was originally built in 1973 as F.A.I. Route 55, Section 68-2WSI-1. In 1986 the existing platforms and scale assemblies were rehabilitated. The existing concrete platforms are to be removed and replaced. The scale will be closed during construction.

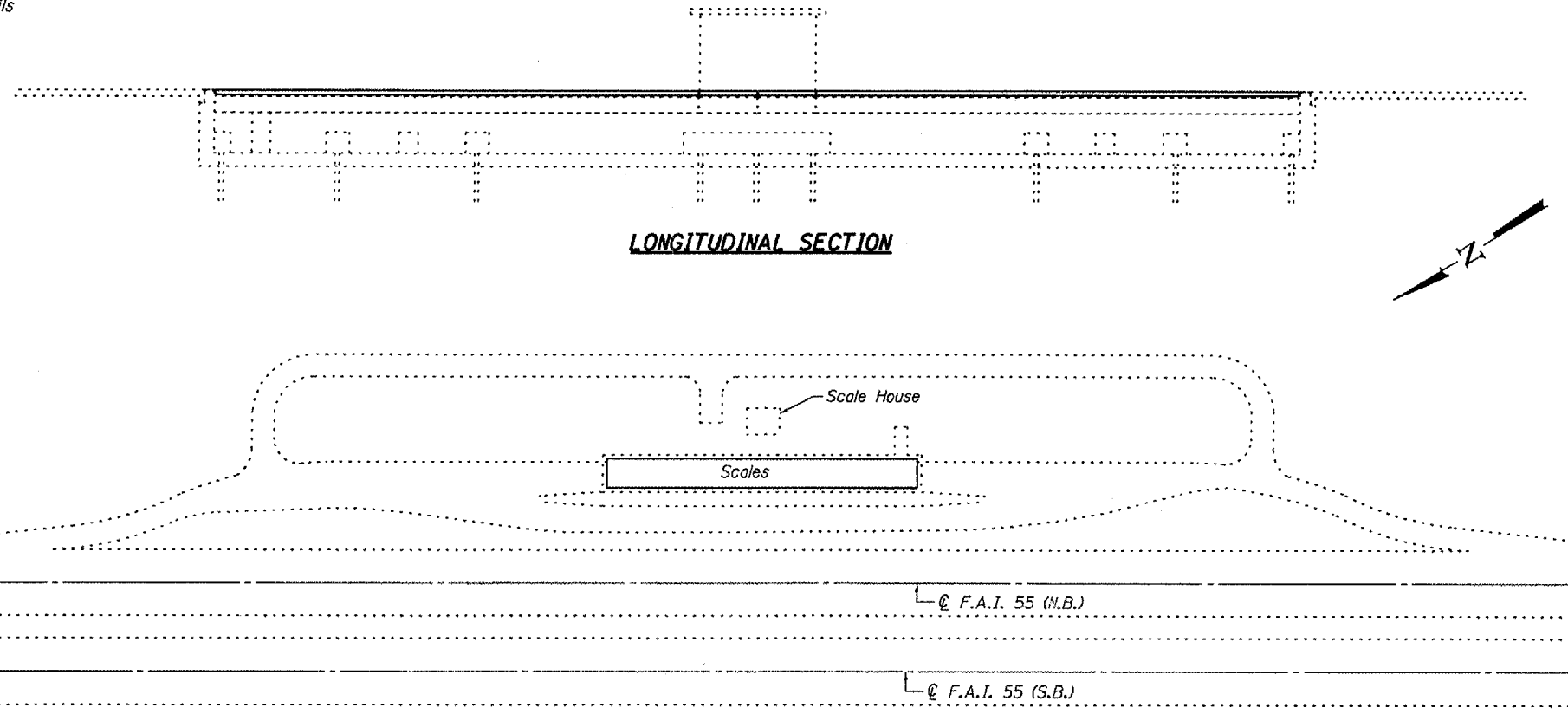
No Salvage

INDEX OF SHEETS

1. General Plan & Elevation
2. Plan & Elevation
3. Removal Details
4. Concrete Deck Details

GENERAL NOTES

Reinforcement bars shall conform to the requirements of ASTM A 706 Gr 60 (LL Modified). See Special Provisions.
Reinforcement bars designated (E) shall be epoxy coated.
Plan dimensions and details relative to existing plans are subject to routine variations. The Contractor shall field verify existing dimensions and details affecting new construction and make necessary approved adjustments prior to construction or ordering of materials. Such variations shall not be cause for additional compensation for a change in scope of the work, however, the Contractor will be paid for the quantity actually furnished based upon the unit price bid for the work.
The existing structural steel coating contains lead. The Contractor shall take appropriate precautions to deal with the presence of lead on this project.
Cleaning and painting of the existing structural steel shall be as specified in the special provisions for "Cleaning and Painting Existing Steel Structures". All existing steel shall be cleaned per Near White Blast Cleaning-SSPC-SP10. All existing steel shall be painted according to the requirements of Paint System 1-0Z/E/U. The color of the final finish coat shall be Gray, Munsell No. 5B 7/1.
The SSPC-QP1 and SSPA-QP2 Painting Contractor Certifications will not be required for this project.
No field welding is permitted except as specified in the contract documents.
Prior to pouring the new concrete deck, all heavy or loose rust, loose mill scale, and other loose or potentially detrimental foreign material shall be removed from the surfaces in contact with concrete. Tightly adhered paint may remain unless otherwise noted. Removal shall be accomplished by methods that will not damage the steel and the cost will be included in the pay item covering removal of the existing concrete.
As directed by the Engineer, existing construction accessories welded to the top flange of beams and girders shall be removed. The weld areas shall be ground flush and inspected for cracks using magnetic particle testing (MT) or dye penetrant testing (PT) by an individual acceptable to the Engineer. Any cracks that cannot be removed by grinding 1/4 inch deep shall be identified and reported to the Bureau of Bridges and Structures for further disposition. The cost of removing welded accessories, grinding and inspecting weld areas and grinding cracks will be paid for according to Article 109.04 of the Standard Specifications.
The Contractor shall trow the concrete surface of the platforms according to Article 420.09(e)(1) of the Standard Specifications. Cost included in "Concrete Superstructure".



LONGITUDINAL SECTION

PLAN

SCOPE OF WORK


1. Remove and replace concrete decks of the four platform scales.
2. Clean & paint structural steel.
3. Remove, reinstall and recalibrate existing load cells. See special provisions.

TOTAL BILL OF MATERIAL

| ITEM | UNIT | SUPER | SUB | TOTAL |
|--|---------|-------|-----|-------|
| Concrete Superstructure | Cu. Yd. | 20.7 | | 20.7 |
| Removal of Existing Concrete Deck | L. Sum | 1 | | 1 |
| Reinforcement Bars, Epoxy Coated | Pound | 7,350 | | 7,350 |
| Protective Coat | Sq. Yd. | 124 | | 124 |
| Cleaning and Painting Steel Bridge | L. Sum | 1 | | 1 |
| Containment and Disposal of Lead Paint Cleaning Residues | L. Sum | 1 | | 1 |
| Jack, Remove and Replace Load Cells | L. Sum | 1 | | 1 |

APPROVED
For Structural Adequacy Only

Robert E. Anderson
Engineer of Bridges & Structures



LOADING HS20-44
No future wearing surface allowed.

DESIGN SPECIFICATIONS

2002 AASHTO

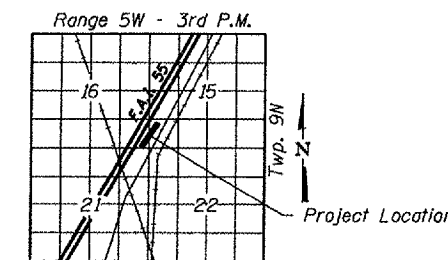
DESIGN STRESSES

NEW CONSTRUCTION

$f'_c = 3,500$ psi
 $f_y = 60,000$ psi (Reinforcement)

FIELD UNITS

$f'_c = 1,400$ psi (Platform)
 $f'_c = 1,000$ psi (Pit)
 $f_s = 20,000$ psi (Struc. Steel)
 $f_s = 20,000$ psi (Reinforcement)



LOCATION SKETCH

GENERAL PLAN & ELEVATION
LITCHFIELD WEIGH STATION
F.A.I. ROUTE 55 SECTION 68-2WS-4
MONTGOMERY COUNTY
STA. 1836+54.94 (N.B. ONLY)

| | |
|----------|--------|
| DESIGNED | S.D.S. |
| CHECKED | C.W.C. |
| DRAWN | D.L.H. |
| CHECKED | S.D.S. |

