

Notes:

See sheet 5 of 11 for superstructure details, parapet reinforcement and Bill of Materials.
 See sheet 10 of 11 for bar splicer details.
 Bars indicated thus 2x3-#5 bars etc. indicates 2 lines of bars with 3 lengths per line.
 See sheet 5 of 11 for Sections A-A and B-B.

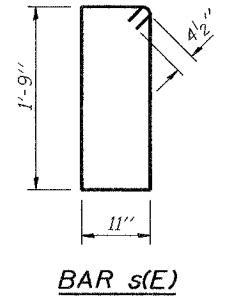
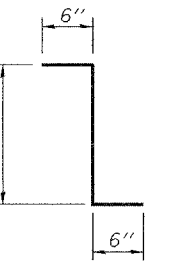
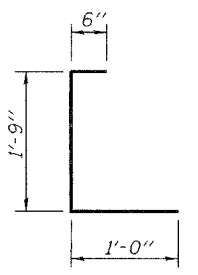
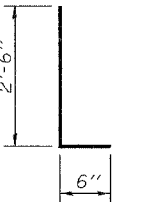
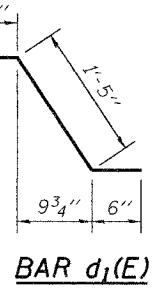
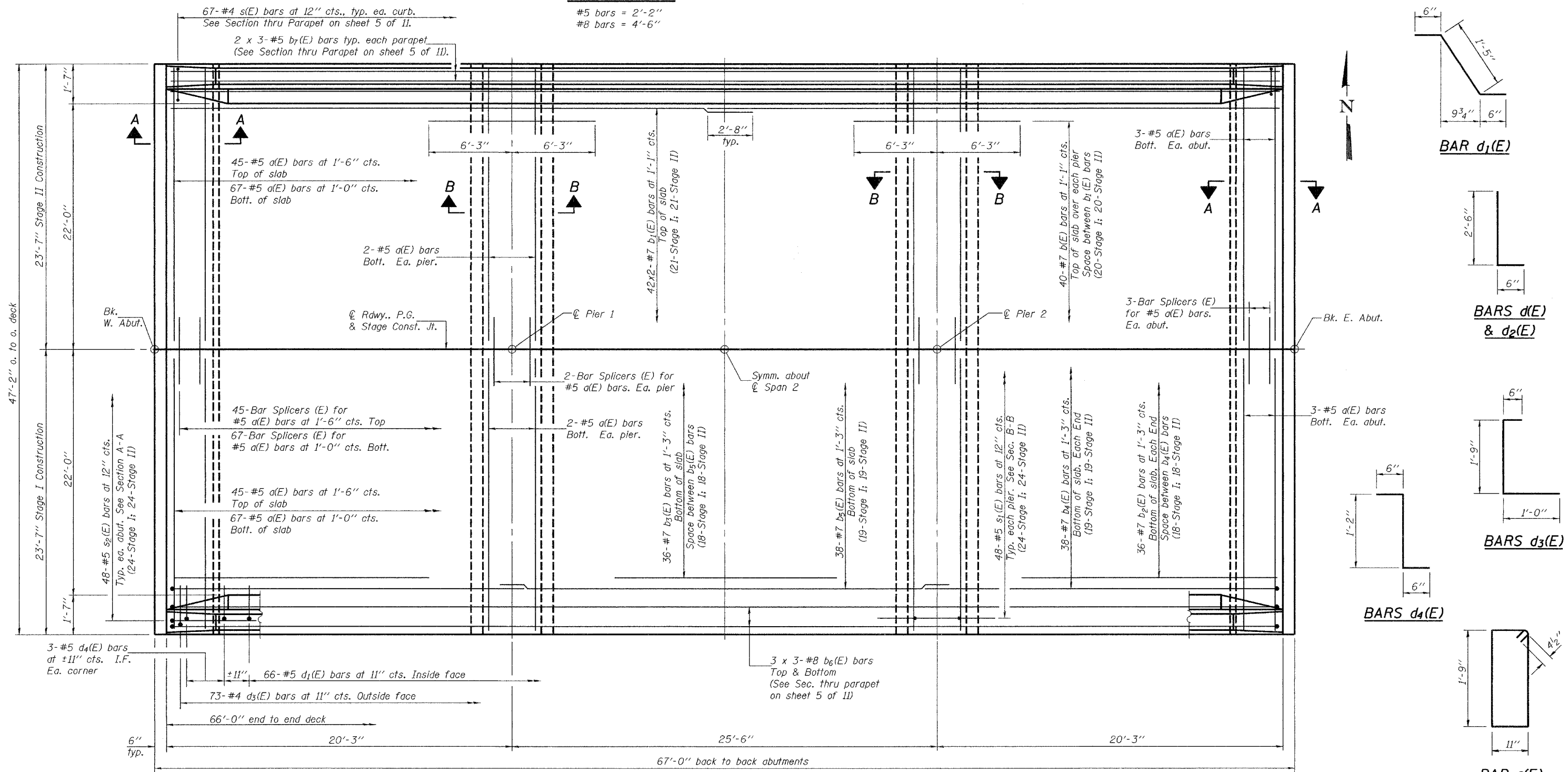
STATE OF ILLINOIS
 DEPARTMENT OF TRANSPORTATION

ROUTE NO.	SECTION	COUNTY	SHEET NO.	SHEET NO.
F.A.U. 9079	65BR	MADISON	46	21
FED. ROAD DIST. NO. 7		ILLINOIS		FED. AID PROJECT

Contract 76136

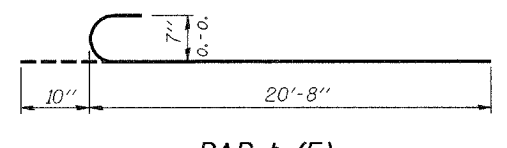
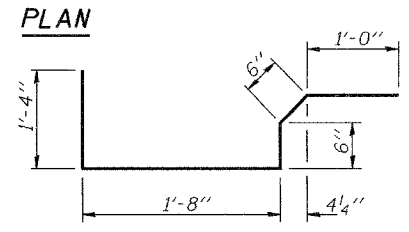
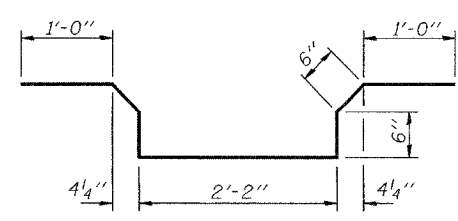
MIN. BAR LAPS

#5 bars = 2'-2"
 #8 bars = 4'-6"



DESIGNED	R.L.T.
CHECKED	J.P.A. & T.R.B.
DRAWN	BECKY M. LEACH
CHECKED	R.L.T. & G.R.A.

November 22, 2006
 EXAMINED *Thomas J. Damagala*
 ENGINEER OF BRIDGE DESIGN
 PASSED *Ronald E. Anderson*
 ENGINEER OF BRIDGES AND STRUCTURES



SUPERSTRUCTURE
 F.A.U. ROUTE 9079 - SECTION 65BR
 MADISON COUNTY
 STATION 388+43.96
 STRUCTURE NO. 060-0236