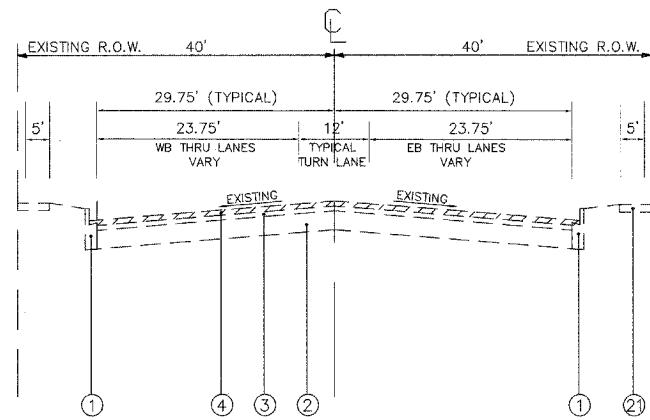
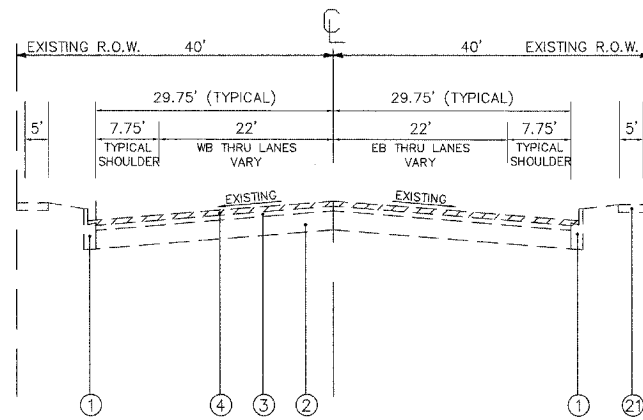


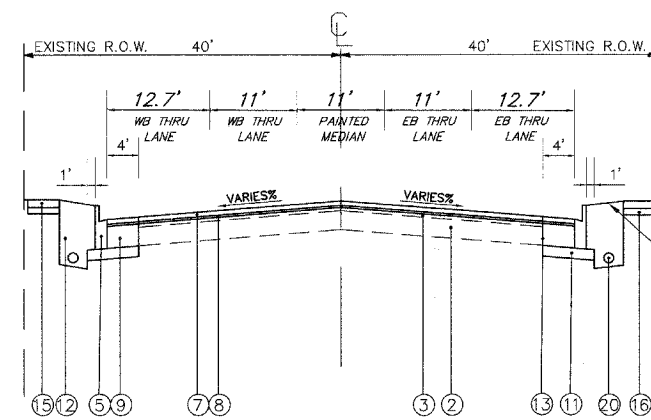
F.A.P. R.T.E.	SECTION	COUNTY	TOTAL SHEETS	SHEET NO.
1340	06-00048-00-RS	COOK	36	4
TYPICAL CROSS SECTIONS				
ILLINOIS				



TYPICAL EXISTING CROSS SECTIONS (TOUHY AVE.)
FROM STA. 29+20 TO STA. 33+60



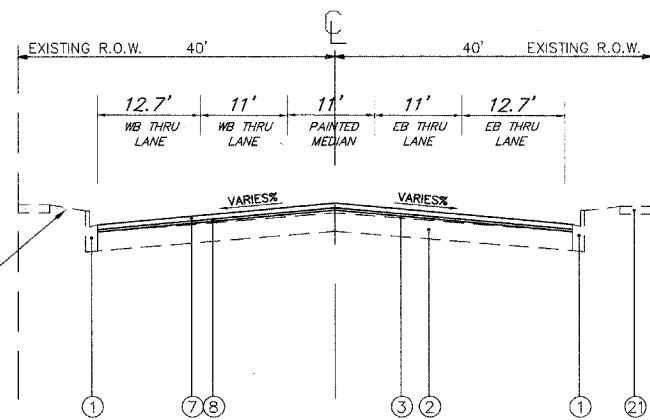
TYPICAL EXISTING CROSS SECTIONS (TOUHY AVE.)
FROM STA. 25+15 TO STA. 29+20
FROM STA. 33+60 TO STA. 40+00



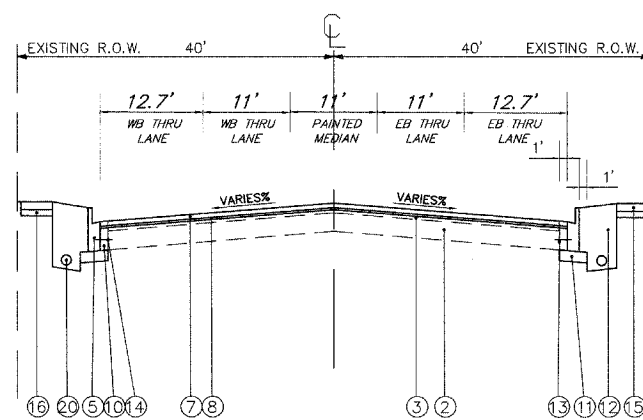
TYPICAL PROPOSED CROSS SECTIONS (TOUHY AVE.)
FROM STA. 31+67 TO STA. 33+10
FROM STA. 35+65 TO STA. 37+65

LEGEND

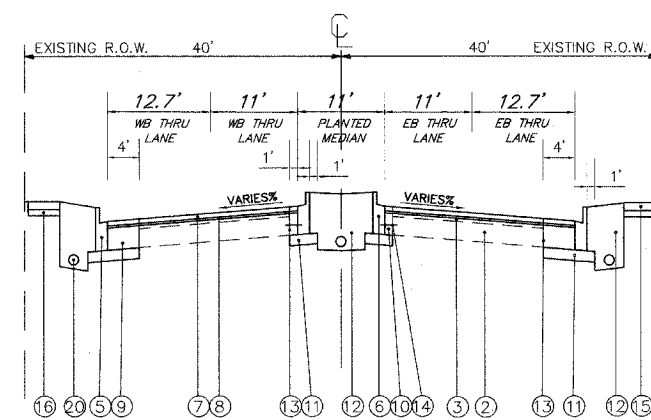
1. EXISTING COMB. CONC. CURB & GUTTER TYPE B6.12 (VARIABLE HEIGHT)
2. EXISTING P.C.C. BASE COURSE (7") +/-
3. EXISTING BITUMINOUS OVERLAY (3-3/4") (AVERAGE)
4. HOT-MIX ASPHALT SURFACE REMOVAL, 2-1/2"
5. COMB. CONC. CURB & GUTTER TYPE, B.6-12
6. COMB. CONC. CURB & GUTTER TYPE, B.6-12 (PITCH OUT)
7. POLYMERIZED HOT-MIX ASPHALT SURFACE COURSE, MIX "F", N90, 1-3/4"
8. POLYMERIZED LEVELING BINDER (MACHINE METHOD), IL-4.75, N50, 3/4"
9. HOT-MIX ASPHALT BASE COURSE 10"
10. PORTLAND CEMENT CONCRETE BASE COURSE WIDENING 10"
11. SUB-BASE GRANULAR MATERIAL, TYPE B, 4"
12. EARTH EXCAVATION AND TOPSOIL FURNISH AND PLACE, 24"
13. SAW-CUTS
14. 6# TIE BARS 24" LONG, 24" O/C (INCIDENTAL TO COMB. CONC. CURB AND GUTTER)
15. PCC SIDEWALK, 8" OR UNIT PAVERS
16. AGGREGATE BASE COURSE, TYPE B, 4"
17. HOT-MIX ASPHALT SURFACE COURSE MIX "C", N50, 2"
18. HOT-MIX ASPHALT BINDER COURSE, IL-19, N50, 3"
19. SUB-BASE GRANULAR MATERIAL, TYPE B, 8" (2 LIFTS)
20. PIPE UNDERDRAINS, FABRIC LINED TRENCH, 4"
21. EXISTING PCC SIDEWALK



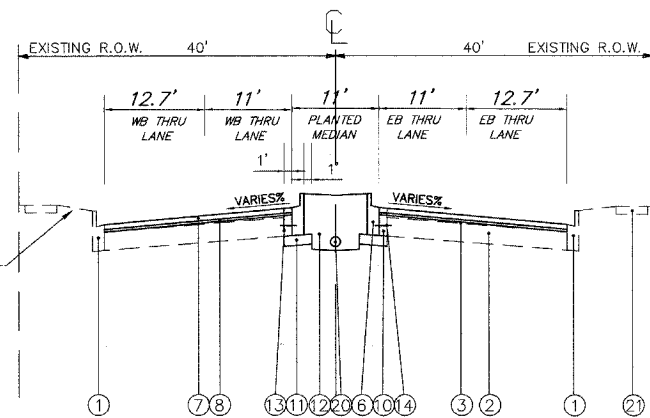
TYPICAL PROPOSED CROSS SECTIONS (TOUHY AVE.)
FROM STA. 25+15 TO STA. 26+62
FROM STA. 39+18 TO STA. 40+00



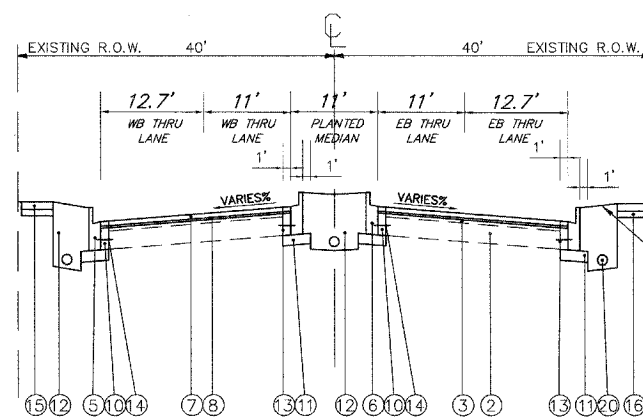
TYPICAL PROPOSED CROSS SECTIONS (TOUHY AVE.)
FROM STA. 28+45 TO STA. 31+00



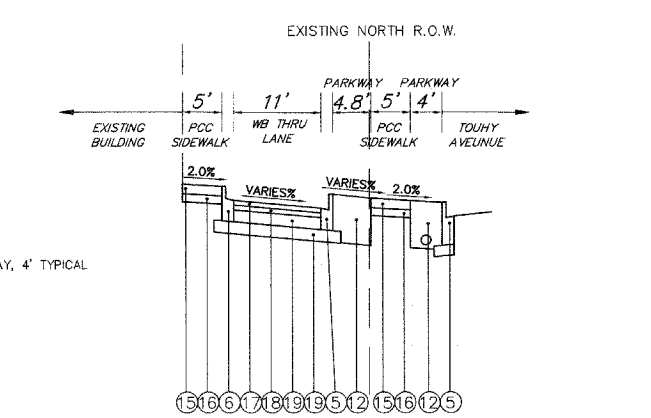
TYPICAL PROPOSED CROSS SECTIONS (TOUHY AVE.)
FROM STA. 33+10 TO STA. 35+65



TYPICAL PROPOSED CROSS SECTIONS (TOUHY AVE.)
FROM STA. 26+62 TO STA. 27+73
FROM STA. 38+06 TO STA. 39+18 (NORTH SIDE ROW ONLY)



TYPICAL PROPOSED CROSS SECTIONS (TOUHY AVE.)
FROM STA. 38+06 TO STA. 39+18 (SOUTH SIDE ROW ONLY)



PROPOSED CROSS SECTION (PARKING ACCESS)
SAMPLED AT STA. 35+00

PLANS PREPARED BY:
GEWALT HAMILTON ASSOCIATES, INC.
Consulting Engineers & Surveyors
850 Forest Edge Drive
Vernon Hills, IL 60061
(847) 478-9700
(847) 478-9701 Fax

REVISIONS	
NAME	DATE

ILLINOIS DEPARTMENT OF TRANSPORTATION
TYPICAL CROSS SECTIONS
BUSINESS DISTRICT IMPROVEMENTS
TOUHY AVE. AND CRAWFORD AVE.
SECTION # 06-00048-00-RS
SCALE: N.T.S.
DATE: 11-2-06
DRAWN BY: DSM
DESIGNED BY: DSM
CHECKED BY: SDB