







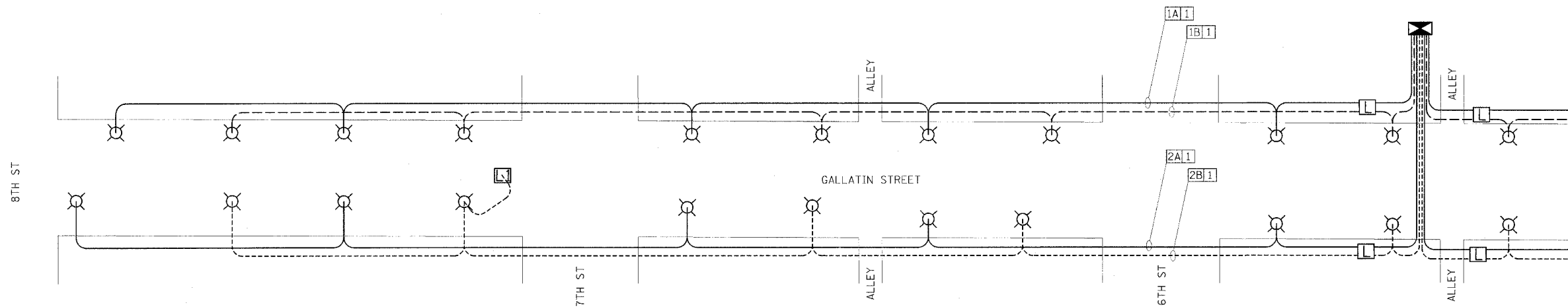


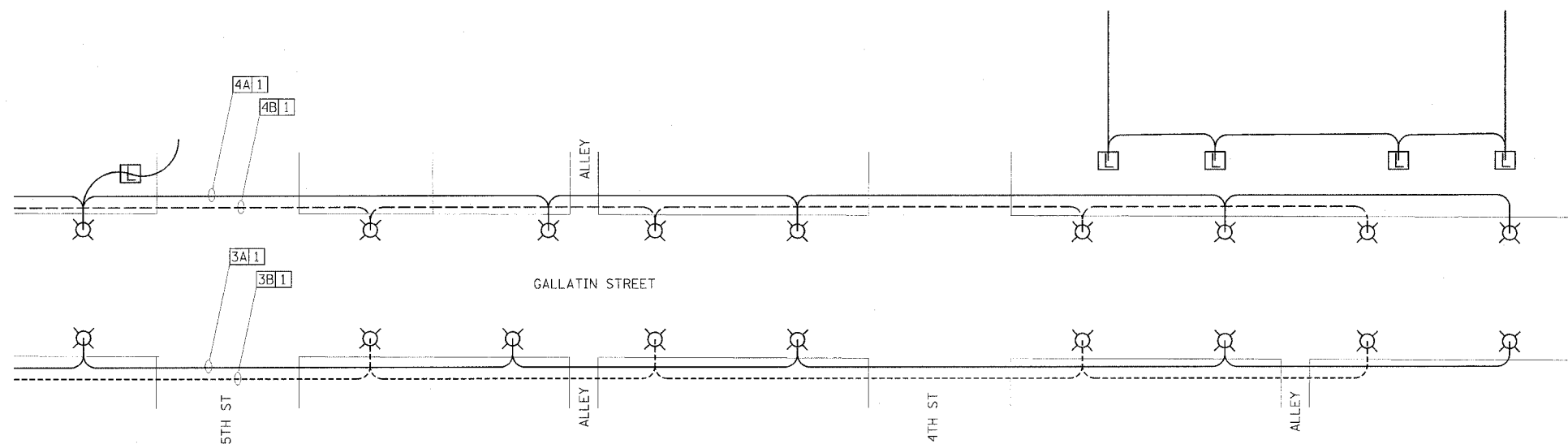
F.A.U. RTE.	SECTION	COUNTY	TOTAL SHEETS	SHEET NO.
8419	99-00048-01-PV	FAYETTE	142	99
STA.	TO STA.			
FED. ROAD DIST. NO.	ILLINOIS FED. AID PROJECT			
CONTRACT NO. 95500				

LIGHTING LEGEND

-  CONTROLLER
-  LUMINAIRE
-  HANDHOLE
-  HANDHOLE (SPECIAL)
-  2 #4 XLP, 1 #6 XLP
-  CIRCUIT DESIGNATION
-  PHASE I (120 V)
-  PHASE II (120 V)



LIGHTING ELECTRICAL PLAN (WEST)



LIGHTING ELECTRICAL PLAN (EAST)

NOTES:
 THE CONTRACTOR WILL BE REQUIRED TO RECONNECT THE EXISTING WIRING IN EACH HANDHOLE AFTER REMOVAL OF EXISTING LIGHTING UNIT AS TO CONTINUE SERVICE. ALL LIGHTING IS TO REMAIN THE PROPERTY OF THE ILLINOIS HISTORIC PRESERVATION AGENCY.
 THE CONTRACTOR SHALL NOTIFY MARY COLE, SITE SUPERINTENDENT OF THE VANDALIA STATE HOUSE STATE HISTORIC SITE, ONE (1) WEEK PRIOR TO REMOVING EXISTING LIGHTING. SAID AGENCY MAY ELECT TO LEAVE EXISTING LIGHTING IN PLACE.
 ILLINOIS HISTORIC PRESERVATION AGENCY
 315 WEST GALLATIN, VANDALIA, ILLINOIS
 PHONE: 1-618-283-1161

LIGHTING SCHEDULE OF QUANTITIES:		
PAY ITEM	UNIT	QUANTITY
ELECTRIC SERVICE INSTALLATION	EACH	1
HANDHOLE	EACH	9
HANDHOLE (SPECIAL)	EACH	1
UNIT DUCT, 600V, 2-1C NO.4, 1/C NO.6 GROUND, (XLP-TYPE USE), 1" DIA. POLYETHYLENE	FOOT	4176
TRENCH AND BACKFILL FOR ELECTRICAL WORK	FOOT	3899
LIGHTING CONTROLLER TYPE CB-RCS 100AMP - 240VOLT	EACH	1
CONCRETE FOUNDATION, TYPE A (SPECIAL)	FOOT	240
ORNAMENTAL LIGHT UNIT, COMPLETE	EACH	40

NOTES:

THE SYSTEM IS COMPRISED OF FOUR (4) CIRCUITS. EACH CIRCUIT WILL BE TWO PHASE. EACH SEQUENTIAL POLE SHALL BE CONNECTED TO ALTERNATING PHASES.
 EXISTING OVERHEAD LIGHTING TO BE REMOVED BY OTHER.

REVISIONS		ILLINOIS DEPARTMENT OF TRANSPORTATION
NAME	DATE	
		LIGHTING DETAILS SCALE: VERT. _____ HORIZ. _____ DATE _____
DRAWN BY KOJ		CHECKED BY BWC
DATE _____		

CADD FILE: 4812/011/Lighting_2.dgn
 PLOTTED: 3/5/2007

H.M. & G. INC. 4812